



ROCKY MOUNTAIN

LEATHER TRADE SHOW

HOSTED BY

LEATHER
CRAFTER'S JOURNAL



Saddle by Ross Brunk

SHERIDAN, WYOMING - MAY 16TH, 17TH, 18TH, 2025

TRADE SHOW WEEK • AT A GLANCE

FREE ADMISSION TO THE SHOW

May 16-17-18, 2025

Workshops start Tues. May 13, 2025

TUESDAY
MAY 13TH

Workshops: 8:00 am ~ 5:00 pm

WEDNESDAY
MAY 14TH

Workshops: 8:00 am ~ 5:00 pm

THURSDAY
MAY 15TH

Workshops: 8:00 am ~ 5:00 pm
King Reception 6:00 pm

FRIDAY
MAY 16TH

Trade Show: 9:00 am ~ 5:00 pm
Workshops: 8:00 am ~ 5:00 pm

SATURDAY
MAY 17TH

Trade Show: 9:00 am ~ 5:00 pm
Workshops: 8:00 am ~ 5:00 pm
Sheridan Honors Night 6:30 pm

SUNDAY
MAY 18TH

Trade Show: 9:00 am ~ 2:00 pm

TRADE SHOW INFORMATION

TRADE SHOW HOURS

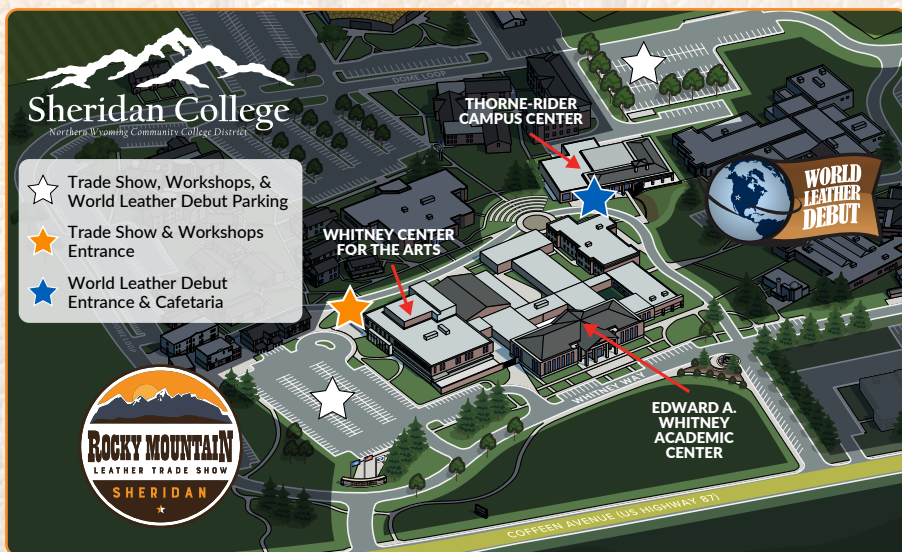
Friday, May 16 th , 2025	9am - 5pm
Saturday, May 17 th , 2025	9am - 5pm
Sunday, May 18 th , 2025	9am - 2pm

WORKSHOPS

Tues., May 13th ~ May 17th, 2025

LOCATION

SHERIDAN COLLEGE
1 Whitney Way, Sheridan, WY 82801



HOST HOTELS

Best Western

Sheridan, Wyoming

612 Main St.- Sheridan, WY 82801

(307) 674-7421

Mention: Rocky Mountain Leather Trade Show

Fairfield Inn by Marriott

Sheridan, Wyoming

2105 Sugarland Dr. - Sheridan, WY 82801

(307) 675-1280

Mention: Rocky Mountain Leather Trade Show

2025 Rocky Mountain

	W 154	W 158	W 202	W 203A	W 203B	W 208	W 209	W 210
5/13 TUE am		Gussets, Gussets, Gussets Garvey		Floral Carving Depth and Realism Gonzales				
5/13 TUE pm								
5/13 TUE -eve-								
5/14 WED am	Boot Stitched and Lined Backpack Sling Bag Lee Day 1	Non- Traditional Scroll Design Garvey		Western Style Guitar Strap Gonzales		Zippered Bookcase Part 1: Construction Martiny	Cabochon Braided Belt Buckle Romero	3D Baroque Lion's Head Volbach Day 1
5/14 WED pm								
5/14 WED -eve-	Old Glory Flag Lee	Leather Tooling Masterclass Garvey				Making On- line Content That Works Corral		
5/15 THU am	Boot Stitched and Lined Backpack Sling Bag Lee Day 2	Deeper Cuts, Cleaner Lines Garvey		Beginner's Floral Carving Gonzales		Acrylic Painting on Leather Libertini	From Hide to Lace Romero	3D Baroque Lion's Head Volbach Day 2
5/15 THU pm		Paint Mixing + Color Theory Garvey	Pattern Develop- ment for Handbags Greenspan				From Hide to Lace Romero	
5/16 FRI am	Starting Out with the FUN- damentals Lee	Morning Warm-up — Scrolls, Scrolls, Scrolls	Color Patterning on Leather Williams	Creating A Unique Dye Effect Katzke	Embossing the Tiger Flanagan Day 1	Selling Your Work Online Corral	Braided Bolo Tie Boyles/ Carter	Swivel Knife Finesse Volbach
5/16 FRI pm		Scrolls, Scrolls, Scrolls Garvey		Wet Forming & Molding Leather Dorsett			Braided Cover Knots Boyles/ Carter	
5/17 SAT am			Interme- diate Carving/ Stamping for Youth Orton	Pricing Your Work Brenner	Embossing the Tiger Flanagan Day 2	Tooling and Detailing Realistic Skulls Corral	Braided Dog Leash Boyles/ Carter	Silver Creek Leather's Workshop for Veterans Girsh
5/17 SAT pm			Silver Creek Leather's Workshop for Youth Rudolph	Wet Forming & Molding Leather Dorsett				

Workshop Timetable

WCA 110	WCA 129	WCA 137	WCA 227	WCA 228	WCA 234	WCA 235	WCA 236	Hape Saddlery
	Soft-Sided Laptop Case Heizer	Lanyards a Go-Go King	Alligator and Hair on Cowhide Makeup Bag Vaughan		Classic Hobo Handbag Martin Day 1	Fundamentals of Floral Carving Meling	Chink and Chap Yokes Lesire	Saddles 1 Hape
					All About Piping Martin	Shifting Gears Meling		
Professional Holster Making with Slickbald Andre	Building the Pony Express Satchel Heizer	Floral and Figure Carving Finesse Linnell	Alligator and Python Purse Vaughan	Shotgun Chaps Pattern Drafting Baughner	Classic Hobo Handbag Martin Day 2	Build a Belt Meling	Carving Tool Pouch Lesire	Saddles 2 Hape
Slickbald's De-mystifying the Stitcher Andre					All About Zippers Martin	Working with Your Spouse Meling	Leather Tattooling Machine Forrester	
Professional Sheath Making with Slickbald Andre		Focus on Feathers & Roses Linnell	Basic Saddle Repair Part 1 Klenda	Building the Chapron Baughner	Open Flat Cosmetic Bag Martin	Fading Swivel Knife Cuts & Bevels Meling	Focused Floral Tooling McKenzie	Saddles 3 Hape
			Basic Saddle Repair Part 2 Klenda			Using Ball-point Stylus on Tooling Corral		
Vests 101: Fitting Pierce			Engraving: Conchas and Bridle/Saddle Silver Scalese	Bringing Leather to Life Reach	Zippered Bookcase Part 2: Construction Martin	How to Market Your Business Magnus/Clack	Focused Floral Tooling McKenzie	Saddles 4 Hape
				Aged to Perfection Reach		Build a Better Business Magnus/Clack		
Vests 102: The Details Pierce		Fearless Swivel Knife Use Linnell	Engraving: Bracelets and Buckles Scalese	3 Dimensional Leather Workshop Reach	Leather Inlay Embellishments Martin	Drawing Skills for Leather Carving Libertini	Carving Layout Evolution Lesire	
Cozy, Hand-Stitched Deerskin Pillow Pierce		Basic Saddle Repair Part 3 Klenda			Don King Floral Design Stephenson			

LIST OF WORKSHOPS (BY INSTRUCTOR)

INSTRUCTOR	WORKSHOP TITLE	DAY(S)	TIME OF DAY	FEE
Andre	Professional Holster Making with Slickbald	WED	8:00 am - 5:00 pm	\$200.00
Andre	Professional Sheath Making with Slickbald	THU	8:00 am - 5:00 pm	\$300.00
Andre	Slickbald's Demystifying the Stitcher: Classes 4 and 26	WED	6:00 pm - 8:00 pm	\$95.00
Baughner	Building the Chapron	THU	9:00 am - 5:00 pm	\$225.00
Baughner	Shotgun Chaps Pattern Drafting	WED	1:00 pm - 5:00 pm	\$175.00
Boyles/Carter	Braided Bolo Tie	FRI	8:00 am - 12:00 pm	\$125.00
Boyles/Carter	Braided Cover Knots	FRI	1:00 pm - 5:00 pm	\$125.00
Boyles/Carter	Braided Dog Leash	SAT	8:00 am - 5:00 pm	\$150.00
Brenner	Pricing Your Work	SAT	8:00 am - 12:00 pm	\$125.00
Corral	Making Online Content That Works	WED	6:00 pm - 9:00 pm	\$90.00
Corral	Selling Your Work Online	FRI	9:00 am - 5:00 pm	\$140.00
Corral	Tooling and Detailing Realistic Skulls	SAT	9:00 am - 3:00 pm	\$125.00
Corral	Using Ballpoint Stylus on Tooling	THU	1:00 pm - 4:00 pm	\$90.00
Dorsett	Wet Forming & Molding Leather	FRI	1:00 pm - 5:00 pm	\$125.00
Dorsett	Wet Forming & Molding Leather	SAT	1:00 pm - 5:00 pm	\$125.00
Flanagan	Embossing the Tiger	FRI-SAT	9:00 am - 5:00 pm	\$300.00
Flanagan	Figure Carving Help	THU	1:00 pm - 5:00 pm	\$110.00
Forrester	Leather Tattooing Machine	WEB	6:00 pm - 8:00 pm	\$95.00
Garvey	Deeper Cuts, Cleaner Lines	THU	8:00 am - 12:00 pm	\$125.00
Garvey	Gussets, Gussets, Gussets	TUE	9:00 am - 4:00 pm	\$200.00
Garvey	Leather Tooling Masterclass	WED	6:00 pm - 8:00 pm	\$50.00
Garvey	Morning Warm-Up: Drawing Fundamentals	FRI	8:00 am - 8:45 am	\$25.00
Garvey	Non-Traditional Scroll Design	WED	9:00 am - 3:00 pm	\$200.00
Garvey	Paint Mixing + Color Theory	THU	1:00 pm - 4:00 pm	\$125.00
Garvey	Scrolls, Scrolls, Scrolls	FRI	10:00 am - 5:00 pm	\$200.00
Girsh	Silver Creek Leather's Workshop for Veterans	SAT	9:00 am - 12:00 pm	\$0.00
Gonzales	Beginner's Floral Carving	THU	8:00 am - 12:00 pm	\$125.00
Gonzales	Floral Carving Depth and Realism	TUE	9:00 am - 5:00 pm	\$190.00
Gonzales	Western Style Guitar Strap	WED	9:00 am - 5:00 pm	\$250.00
Greenspan	Pattern Development for Handbags	THU	1:00 pm - 5:00 pm	\$150.00
Hape	Saddles - The Hape Method	TUE-FRI	8:00 am - 5:00 pm	\$670.00
Hape	Saddles 1 - with Wayne Hape	TUE	8:00 am - 5:00 pm	\$180.00
Hape	Saddles 2 - with Wayne Hape	WED	8:00 am - 5:00 pm	\$180.00
Hape	Saddles 3 - with Wayne Hape	THU	8:00 am - 5:00 pm	\$180.00
Hape	Saddles 4 - with Wayne Hape	FRI	8:00 am - 5:00 pm	\$180.00
Heizer	Building the Pony Express Satchel	WED	8:00 am - 5:00 pm	\$300.00
Heizer	Soft-Sided Laptop Case	TUE	8:00 am - 5:00 pm	\$350.00
Jackson	Advanced Floral Tooling: Demonstration & Discussion	THU	9:00 am - 12:00 pm	\$150.00
Katzke	Creating a Unique Dye Effect	FRI	8:00 am - 12:00 pm	\$125.00
King	Lanyards A GO-GO	TUE	9:00 am - 5:00 pm	\$175.00
Klenda	Basic Saddle Repair Part 1 (Western Saddles)	THU	8:00 am - 12:00 pm	\$125.00

LIST OF WORKSHOPS (BY INSTRUCTOR)

Klenda	Basic Saddle Repair Part 2 (Western Saddles)	THU	1:00 pm - 5:00 pm	\$125.00
Klenda	Basic Saddle Repair Part 3 (Western Saddles)	SAT	1:00 pm - 5:00 pm	\$125.00
Lee	Boot Stitched and Lined Backpack Sling Bag	WED-THU	9:00 am - 5:00 pm	\$325.00
Lee	Old Glory Flag	WED	5:30 pm - 9:00 pm	\$85.00
Lee	Starting Out with the FUNdamentals	FRI	9:00 am - 5:00 pm	\$195.00
Lesire	Carving Layout Evolution	SAT	8:00 am - 5:00 pm	\$175.00
Lesire	Carving Tool Pouch	WED	8:00 am - 5:00 pm	\$175.00
Lesire	Chink and Chap Yokes	TUE	9:00 am - 5:00 pm	\$175.00
Libertini	Acrylic Painting on Leather	THU	9:00 am - 5:00 pm	\$175.00
Libertini	Drawing Skills for Figure Carving	SAT	9:00 am - 5:00 pm	\$175.00
Linnell	Fearless Swivel Knife Use	SAT	8:00 am - 12:00 pm	\$125.00
Linnell	Floral and Figure Carving Finesse	WED	9:00 am - 5:00 pm	\$175.00
Linnell	Focus on Feathers & Roses	THU	9:00 am - 5:00 pm	\$175.00
Magnus/Clack	Build a Better Business	FRI	1:00 pm - 5:00 pm	\$125.00
Magnus/Clack	How to Market Your Business	FRI	8:00 am - 12:00 pm	\$125.00
Martin	All About Piping	TUE	6:30 pm - 8:30 pm	\$85.00
Martin	All About Zippers	WED	6:30 pm - 8:30 pm	\$85.00
Martin	Classic Hobo Handbag	TUE-WED	8:00 am - 5:00 pm	\$700.00
Martin	Leather Inlay Embellishments	SAT	8:00 am - 12:00 pm	\$150.00
Martin	Open Flat Cosmetic Bag	THU	8:00 am - 5:00 pm	\$325.00
Martin	Zippered Bookcase Part 2: Construction	FRI	8:00 am - 5:00 pm	\$350.00
Martiny	Zippered Bookcase Part 1: Tooling	WED	9:00 am - 5:00 pm	\$200.00
McKenzie	Focused Floral Tooling	THU	9:00 am - 5:00 pm	\$190.00
McKenzie	Focused Floral Tooling	FRI	9:00 am - 5:00 pm	\$190.00
Meling	Build a Belt	WED	8:00 am - 4:00 pm	\$250.00
Meling	Fading Swivel Knife Cuts & Bevels	THU	8:00 am - 12:00 pm	\$125.00
Meling	Fundamentals of Floral Carving	TUE	9:00 am - 5:00 pm	\$200.00
Meling	Shifting Gears: Scaling from a Hobby to a Business	TUE	6:00 pm - 8:00 pm	\$125.00
Meling	Working with Your Spouse	WED	6:00 pm - 8:00 pm	\$75.00
Orton	Intermediate Carving/Stamping for Youth	SAT	9:00 am - 12:00 pm	\$25.00
Pierce	Cozy, Hand-Stitched Deerskin Pillow	SAT	1:00 pm - 5:00 pm	\$175.00
Pierce	Vests 101: Fitting	FRI	9:00 am - 3:00 pm	\$175.00
Pierce	Vests 102: The Details	SAT	9:00 am - 11:00 pm	\$40.00
Reach	3 Dimensional Leather Workshop	SAT	8:00 am - 5:00 pm	\$175.00
Reach	Aged to Perfection: Creating the Illusion of Time	FRI	1:00 pm - 4:00 pm	\$85.00
Reach	Bringing Leather to Life: Color Techniques for Art & Carving	FRI	9:00 am - 12:00 pm	\$85.00
Romero	Cabochon Braided Belt Buckle	WED	9:00 am - 5:00 pm	\$225.00
Romero	From Hide to Lace: Learn to Cut and Prep Your Own Lace	THU	9:00 am - 12:00 pm	\$125.00
Romero	From Hide to Lace: Learn to Cut and Prep Your Own Lace	THU	1:00 pm - 4:00 pm	\$125.00
Rudolph	Silver Creek Leather's Intro to Leathercraft for Youth	SAT	1:00 pm - 4:00 pm	\$0.00
Scalese	Engraving: Bracelets and Buckles	SAT	9:00 am - 4:00 pm	\$150.00
Scalese	Engraving: Conchas and Bridle/Saddle Silver	FRI	9:00 am - 4:00 pm	\$150.00

LIST OF WORKSHOPS (BY INSTRUCTOR)

Stephenson	Don King Floral Design	SAT	1:00 pm - 5:00 pm	\$100.00
Vaughan	Alligator and Hair on Cowhide Makeup Bag	TUE	9:00 am - 5:00 pm	\$185.00
Vaughan	Alligator and Python Purse	WED	8:00 am - 5:00 pm	\$245.00
Volbach	3D Baroque Lion's Head	WED-THU	9:00 am - 5:00 pm	\$300.00
Volbach	Swivel Knife Finesse	FRI	9:00 am - 5:00 pm	\$175.00
Williams	Color Patterning on Leather	FRI	9:00 am - 5:00 pm	\$175.00

WORKSHOP REGISTRATION

PAYMENT / REGISTRATION OPTIONS:

Register via our website:

leathercraftersjournal.com

1. Add workshops to your cart and pay online safely with PayPal or Credit Card
2. We will confirm your registration(s) via email after receipt of payment

Call us! 715-362-5393

1. Call Monday-Friday, 08:00am - 5:00pm CST and pay with credit card or PayPal
2. We will confirm your registration(s) via email after receipt of payment

Registering for someone else? Be sure to record their name as the student in the Order Notes box (located under the Shipping Address) when you check out.

ALL STUDENTS need to check in before their first workshop at the Box Office inside the Waco Convention Center.

CANCELLATION POLICY

There is a \$25 administration fee for canceling a workshop.
The cost of each workshop will be refunded minus the \$25 fee.
No refunds for workshops after May 9, unless otherwise noted.

HELPFUL HINTS FOR STUDENTS:

- Sharpen your tools before each workshop
- Please refrain from wearing perfumes/colognes
- Bring a magnifier/headlamp
- Make a traveling cutting/stamping board

Workshop Webpage



Sheridan Honors Night

SATURDAY, MAY 17TH, 2025

6:30pm - Dessert & Cash Bar

7:30pm Awards Presentation



Sheridan Inn
56 Broadway St, Sheridan, WY 82801

Presentations for



WORLD LEATHER DEBUT

1st, 2nd, 3rd Place Awards



Al Stohlman Award
For Achievement in Leather Craft



Ann Stohlman Youth Award
For Achievement in Leather Craft

3 Dimensional Leather Workshop

\$175.00

DANIEL REACH

Student Limit 15

– Beginner

Join me for a one-day 3D leather workshop where we'll create a covered bridge over a dry riverbed – entirely from leather. We'll explore techniques for shaping and texturing leather to form rocks, grass, wood, and structural elements, bringing depth and realism to the piece. This workshop is open to all skill levels, whether you're looking to refine your skills or try something new. Expect a relaxed, hands-on environment with plenty of room for creativity and problem-solving.

Materials to Bring: Hot glue gun, hot glue sticks, Super Glue (recommend Starbond Superfast Thin), Insta-set (recommend Bob Smith Industries), modeling tools, swivel knife, small sifter (like you use for sifting flour), hair dryer, tweezers, small fan recommended but not necessary, and edge bevel (size 2 preferred, but most sizes will work). A magnifier, headlamp, etc. are optional.

Materials for this workshop donated/provided by:

Hermann Oak Leather Co., The Fiebing Co., Renia USA, and Weaver Leather



Saturday

17-May

8:00 am - 5:00 pm

Whitney Center
for the Arts
WCA 228

3D Baroque Lion's Head

\$300.00

JÜRGEN VOLBACH

Student Limit 10

– Intermediate

In this workshop we will work on a lion's head in Baroque style in high relief, and learn how to work with extreme hair structures and highlight them. After completion, Jürgen will demonstrate how to paint the bronze effects on this classic head or give it a verdigris (copper-oxidized) look. Each participant will receive a pattern to tool a leather frame in the acanthus style that compliments the Baroque piece.

Materials to Bring: Tooling stone, water sprayer, headlamp, mallet, technical graphite pencil (0.5 mm B9), different sizes of steep bevelers, swivel knife, strop, 4 sizes of ball end modelers, modeling spoons (fine spoon, bigger spoons), hairing tool, fine tip stylus, and a backgrounder to your taste!

Materials for this workshop donated/provided by:

Hermann Oak Leather Co., The Fiebing Company, and Renia USA



Wednesday-Thursday

5/14-5/15

9:00 am - 5:00 pm

Edward A. Whitney
Academic Center
W 210

Acrylic Painting on Leather

\$175.00

ANNIE LIBERTINI

Student Limit 15

- All skill levels welcome!

Before she discovered the joys of leatherwork Annie Libertini was a painter with a Bachelors of Fine Arts in Painting. In this one day workshop Annie will bring her painting knowledge to you, covering color mixing, application techniques, and everything else you need to know to create beautiful color and depth in your leatherwork. We will be painting on leather in the workshop in order to focus on the specific challenges that leather presents as a painting surface.

Materials to Bring: Notebook, pencil/pen, artist's palette, paintbrushes in a variety of sizes (fine detail brush and flat brushes in sizes 1/8", 1/4", 1/2", and 1").

Materials for this workshop donated/provided by:
Hermann Oak Leather Co. and Weaver Leather



Thursday

15-May

9:00 am - 5:00 pm

Edward A. Whitney
Academic Center
W 208

Advanced Floral Tooling: Demonstration & Discussion

\$150.00

JIM JACKSON

Student Limit 7

- Advanced

Leather carving and tooling demonstration by National Heritage Fellow and Master craftsman Jim Jackson. He will layout and carve a checkbook cover - explaining aspects of designing and building projects, pattern transfer, direct drawing, swivel knife work, tooling and finishing (while you watch and ask questions). Just bring your inquisitive self and enjoy your morning at The Brinton Museum learning about the finer points of floral design.

Materials to Bring:
Note taking materials.



Thursday

15-May

9:00 am - 12:00 pm

Brinton Museum

Aged to Perfection: Creating the Illusion of Time

\$85.00

DANIEL REACH

Student Limit 20

- Beginner

In this workshop, I'll be demonstrating techniques for creating the illusion of age on a 3D leather project, drawing from the same methods used in my award-winning pieces *The Homestead* and *The Lazarus* (pirate ship). We'll explore a range of aging techniques, including wet and dry applications, as well as 3D texturing, to add depth, character, and a sense of history to your work. These methods are adaptable to various types of leather projects, from scenic compositions to traditional carving. Whether you're looking to create a timeworn patina or dramatic weathering effects, this session will give you the tools to bring authentic aging to your leatherwork.

Materials to Bring: Pen, paper, and snacks.



Friday

16-May

1:00 pm - 4:00 pm

Whitney Center
for the Arts
WCA 228

All About Piping

\$85.00

LEANDRA MARTIN

Student Limit 25

- All skill levels welcome!

In this class Leandra will show you how to create your own piping for use in bag making and other leather applications. You will create your own piping sample piece as well as observe Leandra's techniques for applying this skill to bag making. You will use the Cobra Class 26 for sewing and Leandra will demo the NP4 Bell Knife Skiver to create thin strips of leather for piping. {You'll be using a COBRA Class 26 sewing machine and the NP4 Bell Knife Skiver; if you are interested in purchasing COBRA equipment at the show, call Leather Machine Company by May 1 to pre-order at +1 (866) 962-9880. Deposit required.}

Materials to Bring: Scissors and note taking materials.

Materials for this workshop donated/provided by:
Leather Machine Company Weaver Leather Supply



Tuesday

13-May

6:30 pm - 8:30 pm

Whitney Center
for the Arts
WCA 234

All About Zippers

\$85.00

LEANDRA MARTIN

Student Limit 25

- All skill levels welcome!

Workshop Description: In this hands-on and demo class Leandra will show you how to create your own made-to-length zippers using YKK solid brass zippers. You will create your own length of zipper and learn how to carefully remove teeth and add a slider and end stops easily. Leandra will then demo pocket construction using leather and fabric for the liner.

Materials to Bring: If you have your own pair of side cutters, bring them. Leandra will also have side cutters available for purchase.

Materials for this workshop donated/provided by:
Leather Machine Company Weaver Leather Supply



Wednesday

14-May

6:30 pm - 8:30 pm

Whitney Center for the Arts
WCA 234

Alligator and Hair on Cowhide Makeup Bag

\$185.00

BRODERICK VAUGHAN

Student Limit 10

- All skill levels welcome!

In this workshop, you will be constructing a makeup bag using both brown tone alligator skin and hair on cowhide. Broderick will talk about selecting the correct section of hide to use. The bag construction includes installing a zipper and also a cloth lining. {You'll be using a COBRA Class 26 sewing machine; if you are interested in purchasing COBRA equipment at the show, call Leather Machine Company by February 1 to pre-order at +1 (866) 962-9880. Deposit required.}

Materials to Bring: Notebook, pencil/pen, camera and any questions you may have.

Materials for this workshop donated/provided by:
Leather Machine Co. LLC, Renia USA, and Vaughan Gators



Tuesday

13-May

9:00 am - 5:00 pm

Whitney Center for the Arts
WCA 227

Alligator and Python Purse

\$245.00

BRODERICK VAUGHAN

Student Limit 10

- All skill levels welcome!

Construct a purse with exotics, combining various brown tones of alligator skin and python skin. Broderick will show you the best places on the hide to cut out the necessary parts. This purse closes with magnetic snaps, which Broderick will show you how to properly position and install. This beautiful project will be machine stitched. {You'll be using the COBRA MP Burnisher and COBRA Class 26 sewing machine; if you are interested in purchasing COBRA equipment at the show, call Leather Machine Company by February 1 to pre-order at +1 (866) 962-9880. Deposit required.}

Materials to Bring: Notebook, pencil/pen, camera and any questions you may have.

Materials for this workshop donated/provided by:

The Fiebing Company, Leather Machine Co., LLC, Renia USA, and Vaughan Gators



Wednesday

14-May

8:00 am - 5:00 pm

Whitney Center
for the Arts
WCA 227

Basic Saddle Repair Part 1 (Western Saddles)

\$125.00

BOB KLEND

Student Limit 15

- All skill levels welcome!

The focus of this workshop is to provide a solid foundation for anyone already repairing saddles and tack or contemplating doing it. Subject matter consists of the basics of business, understanding what leather to use for what, hide composition and the expected yield from a hide, how to price leather, related materials and labor. Also covered: how to cut leather, suitable tools, necessary tools, workspace, workbenches, machines needed along with tailoring your business to match your location and abilities. If time permits, Bob will focus on recreating worn and lost parts and matching new to old leather. {Bob will be using COBRA Class 4, a COBRA Burnisher, and a COBRA Splitter; if you are interested in purchasing COBRA equipment at the show, call Leather Machine Company by February 1 to pre-order at +1 (866) 962-9880. Deposit required.}

Materials to Bring: Notebook, pencils, camera, and questions; you're welcome to bring samples of things you have questions about (even saddles).

Materials for this workshop donated/provided by:

Hermann Oak Leather Co., The Fiebing Co., Leather Machine Co., LLC, Renia USA, Ron's Tool Co., and Klenda Custom Saddles.



Thursday

15-May

8:00 am - 12:00 pm

Whitney Center
for the Arts
WCA 227

Basic Saddle Repair Part 2 (Western Saddles)

\$125.00

BOB KLEND

Student Limit 15

– All skill levels welcome!

The focus of this workshop is to provide a solid foundation for anyone already repairing saddles and tack or contemplating doing it. Subject matter consists of explaining as well as showing what is repairable, what isn't, and why it isn't. Examples of good and poorly done repairs and explanation of what constitutes good and poor work. Examples as well as explanation of the makeup of saddle trees, materials their made of, bar design and what constitutes a good or poor fit. Saddle design and its relationship to providing good service or causing problems. Saddle care, cleaning and what products are expected to do what. Saddle parts, the role they play and what is expected of each. Examining a saddle so as to diagnose potential problems, where to look and what to look for. {Bob will be using COBRA Class 4, a COBRA Burnisher, and a COBRA Splitter; if you are interested in purchasing COBRA equipment at the show, call Leather Machine Company by February 1 to pre-order at +1 (866) 962-9880. Deposit required.}

Materials to Bring: Notebook, pencils, camera, and questions; you're welcome to bring samples of things you have questions about (even saddles).

Materials for this workshop donated/provided by:

Hermann Oak Leather Co., The Fiebing Co., Leather Machine Co., LLC, Renia USA, Ron's Tool Co., and Klenda Custom Saddles.



Thursday

15-May

1:00 pm - 5:00 pm

Whitney Center
for the Arts
WCA 227

Basic Saddle Repair Part 3 (Western Saddles)

\$125.00

BOB KLEND

Student Limit 15

– All skill levels welcome!

Included will be instruction of how to design replacement parts, how to match carving and stamping, definition of what is standard quality workmanship as compared to poor quality. Matching new to old leather and how to go about it, tips on operating heavy stitchers and sewing technique and successful operation of a power splitter and getting the most from a burnishing machine will round out this workshop.

Materials to Bring: Notebook, pencils, camera, and questions; you're welcome to bring samples of things you have questions about (even saddles).

Materials for this workshop donated/provided by:

Hermann Oak Leather Co., The Fiebing Co., Leather Machine Co., LLC, Renia USA, Ron's Tool Co., and Klenda Custom Saddles.



Saturday

17-May

1:00 pm - 5:00 pm

Whitney Center
for the Arts
WCA 137

DON GONZALES

Student Limit 18

- Beginner/Intermediate

This beginner-level workshop is focused on working to develop a quality foundation in leather floral carving and stamping. The patterns that you will use in this workshop are designed to teach you the proper techniques for carving and developing a pattern. Students will focus on proper swivel knife skills and smooth beveling, which is the basis for a properly tooled piece of floral work. You will also work on backgrounding, pear shading, and decorative cutting to finish a pattern that looks beautiful. If you are new to floral carving or want the opportunity to step back and work on fundamentals, then this workshop will be very helpful. Bring your tools and Don will bring the leather and patterns. Let's stamp some leather!

Materials to Bring: Floral carving and stamping tools, tooling stone, mallet/maul, swivel knife, and a strop.

Materials for this workshop donated/provided by:
Hermann Oak Leather Co. and Tandy Leather



Thursday

15-May

8:00 am - 12:00 pm

Edward A. Whitney
Academic Center
W 203 A+B

WORKSHOP POLICIES

CANCELLATION POLICY

There is a \$25 administration fee for canceling a workshop.
The cost of each workshop will be refunded minus the \$25 fee.
No refunds for workshops after **May 9**, unless otherwise noted.

HELPFUL HINTS FOR STUDENTS:

- Sharpen your tools before each workshop
- Please refrain from wearing perfumes/colognes
- Bring a magnifier/headlamp
- Make a traveling cutting/stamping board

workshop webpage



Boot Stitched and Lined Backpack Sling Bag

\$325.00

SERINA LEE

Student Limit 10

– Intermediate

This Backpack/Sling bag is so versatile and fun! It can be used as a sling bag on either side and it has a zipper on each side for easy access. It also has an exterior back zipper pocket and in interior zipper pocket. The straps are made with a long zipper in the center and can be divided to use the bag as a Backpack! The bag is completely lined. We will be doing the quilted boot stitch if you want or it can be left without the stitching. It is the perfect size too! There are lots of great tips in this bag that you can take into your other bag making endeavors! {You will be using the COBRA Class 18; if you are interested in purchasing COBRA equipment at the show, call Leather Machine Company by February 1 to pre-order at +1 (866) 962-9880. Deposit required.}

Materials to Bring: Wonder clips, ruler, fabric glue, 1/8-inch and 1/4-inch double sided tape, 1/8-inch hole punch and rivet setter for double-capped rivets, surface to punch holes on, poly roller, cobbler's hammer or rubber mallet, scissors, pen, pencil, and straight pins for sewing.

Materials for this workshop donated/provided by:
Leather Machine Co., LLC and Traditions Leathercraft



Wednesday-Thursday

5/14-5/15

9:00 am - 5:00 pm

Edward A. Whitney
Academic Center
W 154

Braided Bolo Tie

\$125.00

JOE BOYLES NICK CARTER

Student Limit 10

– Beginner

Bolo ties are a great way to dress up your western shirt. Want something nicer than the average "store bought" bolo? Would you like to be able to tell your friends that you made your bolo and be able to make one for them also? Then this is the workshop for you. You will braid your bolo out of kangaroo lace using the four-strand flat and round braids. With two instructors and probably a couple others that will drop in, you will learn many different techniques of braiding. It will be a moderately paced workshop and should afford you plenty of time to finish your project. Nick and Joe have been teaching together for about 7 years and know how to keep it interesting and fun.

Materials to Bring: Any braiding book you may have, note taking supplies, and a camera if you want.

Materials for this workshop donated/provided by:
Y-Knot Lace, Springfield Leather Co., NTC Braiding, and Rugged Cross Saddlery



Friday

16-May

8:00 am - 12:00 pm

Edward A. Whitney
Academic Center
W 209

Braided Cover Knots

\$125.00

JOE BOYLES NICK CARTER

Student Limit 10

- Beginner to Intermediate

Students will learn how to braid a Turk's head foundation knot of 7 parts/6 bites (with a herringbone interweave) and also a Spanish ring knot of 2 passes. They'll also go over braiding terminology, different braiding materials, and how they behave, string sizing, and books/reference resources for the braider.

Materials to Bring: Phone camera, note-taking materials, braiding awl (Joe and Nick will have extra) and PATIENCE!

Materials for this workshop donated/provided by:
Y-Knot Lace, NTC Braiding, Rugged Cross Saddlery



Friday

16-May

1:00 pm - 5:00 pm

Edward A. Whitney
Academic Center
W 209

Braided Dog Leash

\$150.00

JOE BOYLES NICK CARTER

Student Limit 6

- Intermediate to Advanced

This is NOT a workshop for beginners. We will be braiding with para cord so you the student can concentrate on technique rather than keeping the strands right side up. We will be using six- and eight-strand round braids, 13- and 11-strand Trena patria braids. We will also be teaching the transitions between these different braids. Three will be two different styles of eight-strand braiding and a crown knot. This will be a fairly intense workshop and will require a lot of concentration for the majority of the time. Nick and Joe have taught together for about seven years and compliment each other's styles of teaching.

Materials to Bring: If you have a small pair of vise grip pliers and a vise that clamps to a table, please bring it (and any table protection as necessary). Neither are required, but would make things a little easier if you have them available. You will probably want note taking material and well as a camera for those still photos of this process. Be ready to learn.

Materials for this workshop donated/provided by:
NTC Braiding and Rugged Cross Saddlery



Saturday

17-May

8:00 am - 5:00 pm

Edward A. Whitney
Academic Center
W 209

DANIEL REACH*Student Limit 20**- Beginner*

In this workshop, I'll be demonstrating three unique techniques for adding color to leather artwork, with a focus on pictorial and portrait work. These methods can bring depth, realism, and vibrancy to your designs, but they're also adaptable for Sheridan-style carving. Whether you're looking to refine your coloring skills or explore new approaches, this session will provide insight into how different techniques interact with leather. Expect a mix of demonstration and discussion, with plenty of opportunities to ask questions along the way.

Materials to Bring: Pen, paper, and snacks.



Friday

16-May

9:00 am - 12:00 pm

Whitney Center
for the Arts
WCA 228**Build a Belt**

\$250.00

JOE MELING*Student Limit 25**- Intermediate*

Build yourself a new belt! During this class you will apply the fundamentals of floral carving and basic stamping to create a single layer heirloom belt. Learn dye and finish techniques along with edge slicking and snap setting. As part of this class, we will cover a basic measuring strategy to ensure the best fit for yourself, as well as custom orders. The amount of tooling and stamping will vary depending on your experience level coming into the class to ensure that you leave with a finished product.

Materials to Bring: Tooling stone, mallet/maul, stylus, swivel knife, tools for carving and stamping (checkered bevelers, vertical lined thumbprint, veiner, mules foot, flower center, backgrounder, border stamp, geometric/basket stamp), and note taking materials. (Also bring a headlamp if desired).

Materials for this workshop donated/provided by:

Hermann Oak Leather Co., The Fiebing Company, and Silver Creek Leather



Wednesday

14-May

8:00 am - 4:00 pm

Whitney Center
for the Arts
WCA 235

MICHAEL MAGNUS ODIN CLACK*Student Limit 20**- All skill levels welcome!*

Led by business owners Odin Clack (Odin Leather Goods) and Michael Magnus (Co-Founder of Elktracks Studio, Magnus Opus), this workshop is focused on developing your business strategy. Throughout this lecture-driven class, the goal is to help students find direction for their business, determine their product mix, learn how to measure success, and develop a plan on how to get there. This class welcomes businesses of all stages and sizes and encourages questions and curiosity. The intention of the class is for students to walk out with a notebook full of ideas and a proactive plan for meeting some of their business goals.

Materials to Bring: Notebook, pencil/pen, curiosity, and lots of questions.



Friday

16-May

1:00 pm - 5:00 pm

Whitney Center
for the Arts
WCA 235

Building the Chapron

\$225.00

JULIE BAUGHER*Student Limit 15**- All skill levels welcome!*

Let's build an apron, or better yet, a Chapron! In this workshop, you will be building a leather apron that looks like a pair of chaps. We will be using Hermann Oak's 1818 Heritage, water resistant leather that they will be graciously donating, and their latigo for the yoke tops! These aprons will ALL be the same size; one size fits all. You get to determine the pockets that will be going on them and the configuration you would like to use! If you want to tool or stamp your yokes, you'll need to get a hold of Julie at least 6 weeks in advance so I can send you the yoke template you will be using! {You'll be using COBRA Class 20 and 26 sewing machines; if you are interested in purchasing COBRA equipment at the show, call Leather Machine Company by February 1 to pre-order at +1 (866) 962-9880. Deposit required.}

Materials to Bring: Cutting mat, preferred cutting tools, tape measure, 6 x 24 quilter's grid, edger, and leather shears. (Please put your name on your grid.)

Materials for this workshop donated/provided by:

Hermann Oak Leather Co., Renia USA, Leather Machine Co. LLC, and Weaver Leather



Thursday

15-May

9:00 am - 5:00 pm

Whitney Center
for the Arts
WCA 228

Building the Pony Express Satchel

\$300.00

AARON HEIZER

Student Limit 15

– All skill levels welcome!

Let's make a timeless classic, designed to remind us of the satchels and bags carried by the riders who carried messages across an unsettled country. This bag is large enough to tote around a table or small laptop, as well as all the other stuff you might need throughout your day. The bag is rugged, easy to use, and gets compliments everywhere it goes! {You'll be using COBRA Class 18 and Class 20 sewing machines; if you are interested in purchasing COBRA equipment at the show, call Leather Machine Company by February 1 to pre-order at +1 (866) 962-9880. Deposit required.}

Materials to Bring: Note taking materials, scissors, rivet (post and washer type) setting tools (if you have them), 1/8" hole punch, punching or cutting surface, maul or mallet. If you do not have any of these items, we will have several sets available for folks to share.

Materials for this workshop donated/provided by:
Maker's Leather Supply and Leather Machine Co., LLC



Wednesday

14-May

8:00 am - 5:00 pm

Whitney Center
for the Arts
WCA 129

Cabochon Braided Belt Buckle

\$225.00

ISAAC ROMERO

Student Limit 8

– All skill levels welcome!

In this workshop, led by the talented Isaac Romero from Spain, you will learn how to combine braiding techniques with stone inlay to create a stunning belt buckle. Throughout the course, you will explore how to braid around a cabochon using different lacing styles and finishes. You will also have the option to complete the final lacing, following the full braiding process taught in the course, using kangaroo lace from Y-Knot lace. Alternatively, you can choose saddle stitching, which not only saves time, but also offers a different aesthetic finish, as shown in one of the examples provided. This workshop is perfect for both beginners and those looking to expand their skills in leatherworking and decorative techniques. Don't miss it!

Materials to Bring: Lacing needles, lacing fid or round awl, utility knife, small cutting board, and bone folder. Alternatively, those who choose to do the saddle stitch will need to bring a stitching clamp and pricking irons size 3.85mm (7 SPI) and needles.

Materials for this workshop donated/provided by:
Y-Knot Lace, Renia USA, The Fiebing Company, Renia USA, and Leather Artisan Lab



Wednesday

14-May

9:00 am - 5:00 pm

Edward A. Whitney
Academic Center
W 209

Carving Layout Evolution

\$175.00

YVES LESIRE

Student Limit 10

- Intermediate

If you're struggling with your drawing, the flow and balance, if you want to save time while maintaining high-level quality tooling on your projects, this class is for you. You will learn a method using multiple primary circles that makes your layout easier, giving you harmony and balance while preserving the flow. Yves (pronounced "eve") will use a fender pattern as an example. You will learn how to draw a layout with multiple options. From just a corner to a fully drawn piece, you will be able to add or remove in one second some parts of the layout to have either a partial, half, or fully tooled carved project.

Materials to Bring: Notebook, pencil, pen, eraser, and colored pencils.



Saturday

17-May

8:00 am - 5:00 pm

Whitney Center f
or the Arts
WCA 236

Carving Tool Pouch

\$175.00

YVES LESIRE

Student Limit 8

- Advanced

Would you like to own a nice pouch to carry your carving tools that can transform itself into a very handy display when you are working? Just sign up for this class and you will make your own! You will be able to store up to 20 regular-sized tools and one swivel knife. You will be provided with all the leather, with the storage part already done (\$25 cash, in class), or you can choose to get the instructions and pattern for free, finish it at home, and save money. {You will be using the COBRA Class 18; if you are interested in purchasing COBRA equipment at the show, call Leather Machine Company by February 1 to pre-order at +1 (866) 962-9880. Deposit required.}

Materials to Bring: Tooling stone, mallet, strop, and carving tools. Yves can provide stamping tools if needed; please email him at: ylesire34@gmail.com.

Materials for this workshop donated/provided by:

Hermann Oak Leather Co., Leather Machine Co., LLC, and Renia USA



Wednesday

14-May

8:00 am - 5:00 pm

Whitney Center
for the Arts
WCA 236

Chink and Chap Yokes

\$175.00

YVES LESIRE

Student Limit 8

- Intermediate

In this class you will carve chinks/chaps yokes with a delicate floral design. Starting from a multi primary circles layout you will add your choice of flowers. Yokes are patterned after Julie Bayha Baugher design, so you will be able to use your creation on chinks/chaps you could build from her patterns packs.

Materials to Bring: Tooling stone, mallet, strop, and carving tools. Yves can provide stamping tools if needed; please email him at: ylesire34@gmail.com.

Materials for this workshop donated/provided by:
Hermann Oak Leather Co.



Tuesday

13-May

9:00 am - 5:00 pm

Whitney Center
for the Arts
W 236

Classic Hobo Handbag

\$700.00

LEANDRA MARTIN

Student Limit 8

- Intermediate

In this class we will be building the popular Hobo style handbag. This is an in-depth construction class where will focus on skill building and the art of handbag making. Construction techniques include creating a great fitting drop-in liner with fabric, zipper installation for the main bag opening, zippered pocket construction, and edge finishing or folding for a clean, professional result. You will leave with your own finished hobo handbag, a pattern, and the knowledge to make more for your customers. {You'll be using COBRA Class 26 sewing machines (with work platforms), the COBRA Class 20, a COBRA Burnisher, and the COBRA NP-4 Bell Knife Skiver; if you are interested in purchasing COBRA equipment at the show, call Leather Machine Company by February 1 to pre-order at +1 (866) 962-9880. Deposit required.} Students must supply their own bag leather.

Materials to Bring: Students must supply one side of leather from the following list and bring to class: Telfair Pebble Grain Supersoft Leather, 4 to 5 oz. (weaverleathersupply.com), Granada 3.5 - 4 oz (hidehouse.com), Adventure 4 - 4.5 oz (hidehouse.com), or The Berry and Nut Collection Pull-Up Bag Leather 3.5 to 4.5oz (makersleathersupply.com). Trim leather will be provided and will be dark brown so choose your bag leather accordingly.

Materials for this workshop donated/provided by:
Hermann Oak Leather Co., The Fiebing Company, Renia USA, Leather Machine Co., LLC, and Weaver Leather



Tuesday-Wednesday

5/13-5/14

8:00 am - 5:00 pm

Whitney Center
for the Arts
WCA 234

Color Patterning on Leather

\$175.00

CARLOS WILLIAMS

Student Limit 10

- Beginner

Join Carlos to learn his bespoke leather dyeing style! Be the first to join him for a day applying color to tooling leather in the bespoke style that he's known for, and then molding and shaping the leather into trays. Your tray will be finished with a properly burnished edge, creating a centerpiece fit for any room!

Materials to Bring: #2 edger and a hand slicker.

Materials for this workshop donated/provided by:
Hermann Oak Leather Co. and The Fiebing Co.



Friday

16-May

9:00 am - 5:00 pm

Edward A. Whitney
Academic Center
W 202

Cozy, Hand-Stitched Deerskin Pillow

\$175.00

JULIE PIERCE

Student Limit 6

- All skill levels welcome!

Have you ever wanted a soft and cozy pillow for your cabin or home? That's what we'll make in this fun workshop. You will learn about piecing and hand stitching with deerskin and go home with a beautiful addition to your pillow collection. Julie will provide the goose down pillow insert.

Materials to Bring: 45mm rotary cutter, straight edge (24" minimum length), cutting mat (24" x 36" minimum size).

Materials for this workshop donated/provided by:
Traditions Leathercraft and Renia USA



Saturday

17-May

1:00 pm - 5:00 pm

Whitney Center
for the Arts
WCA 110

Creating a Unique Dye Effect

\$125.00

SHERYL KATZKE

Student Limit 15

– All skill levels welcome!

In this class, Sheryl will take you through her process of using multiple layers of dye to create a fantastic, one-of-a-kind piece of leather. The project will use a piece of gator that will be large enough to make an attractive long wallet or a couple of smaller projects. This process can also be used on other exotic leather crusts such as snapping turtle, snake and ostrich. Students will gain the confidence to apply this technique to a crust (undyed, unfinished leather) and make their own one-of-a-kind creations.

Materials to Bring: All leather and materials will be provided. This process can get messy, so students should wear something that can get dirty.

Materials for this workshop donated/provided by:
The Fiebing Co.



Friday

16-May

8:00 am - 12:00 pm

Edward A. Whitney
Academic Center
W 203 A

Deeper Cuts, Cleaner Lines

\$125.00

SARAH GARVEY

Student Limit 10

– Intermediate

Take your tooling to the next level with even more depth and definition in your lines and shading. This comprehensive course will explore the impact leather weight and quality has on your carving, various approaches to effective casing, the importance of maintaining sharp tools, as well as a close look at the tools and techniques in your current and future arsenal. Be ready to practice concepts learned in class after short demonstrations.

Materials to Bring: Maul, carving tools (including, but not limited to: bevelers, shaders, thumbprints, lifters, bargrounders, geometrics), swivel knife, strop, weight, tooling stone, and dividers.

Materials for this workshop donated/provided by:
Hermann Oak Leather Co.



Thursday

15-May

8:00 am - 12:00 pm

Edward A. Whitney
Academic Center
W 158

Don King Floral Design

\$100.00

STEVE STEPHENSON

Student Limit 50

– All skill levels welcome!

Analyzing Don King's floral design is a topic that never gets old. Basic principals of laying out Don King's designs, like connecting circles, filling in the pattern with single, double and triple leaves will be covered. Tools that lend the pattern character will be shown and demonstrated. Finally, finish cutting, that enhances and shades the different figures, will be shown.

Materials to Bring: Notebook, pen/pencil, drawing tablet, and something to take pictures with. No videos allowed.

Materials for this workshop donated/provided by:
Hermann Oak Leather Co. and The Fiebing Company



Saturday

17-May

1:00 pm - 5:00 pm

Whitney Center
for the Arts
WCA 234

Drawing Skills for Figure Carving

\$175.00

ANNIE LIBERTINI

Student Limit 15

– All skill levels welcome!

Workshop Description: Strong drawing skills are a huge advantage in figure carving, allowing you to create original patterns from references and model the leather with realism, and giving you an understanding of shading and contrast that will improve your skill and confidence with coloring. In this class we will cover a range of drawing skills that will enhance your figure carving, including choosing good references and creating templates, how to use light and shadow to show dimension, and using drawing to create and visualize new designs before moving to leather.

Materials to Bring: Pencil and eraser.



Saturday

17-May

9:00 am - 5:00 pm

Whitney Center
for the Arts
WCA235

Embossing the Tiger

\$300.00

KATHY FLANAGAN

Student Limit 10

- Intermediate

The tiger has always been an awe-inspiring subject for Kathy. The chosen image for this class brings the power through to the leather. Many techniques are used to create this tiger picture: embossing, scalpel work, fine detail, and fur are all a part of the learning process. These are techniques which can be used over and over in any leather art. Prepare for an intense two days and walk out with your own leather creation. The picture is 11 inches by 14 inches.

Materials to Bring: Tooling surface, mallet, stylus, modeling spoon, swivel knife, bevelers (smooth and checkered), matting tools (smooth and checkered), pear shaders (large, smooth), figure beveler F895, undercut beveler (medium), scalpel with #11 blades, paint brushes (round # 2, 4, 6, and a long liner brush, 5/0), and a pallet knife.

Materials for this workshop donated/provided by:

Hermann Oak Leather Co. and Renia GmbH



Friday-Saturday

5/16-5/17

9:00 am - 5:00 pm

Edward A. Whitney
Academic Center

W 203 B

Engraving: Bracelets and Buckles

\$150.00

DIANE SCALESE

Student Limit 20

- All skill levels welcome!

This class will start with bracelet. Fabrication techniques and challenges will be covered first, followed by how and when to create bezels, set stones, add borders, etc. Diane will demonstrate engraving, showing students how to design, layout and/or transfer patterns. Diane will demonstrate unique engraving techniques, including patterns that mimic set stones, beveling scrolls and creating sculptural flowers, etc. The buckle segment will cover similar topics, but will be specialized for belt buckles. Time will be set aside for questions and answers, specific demo requests, and for students to try some of the engraving techniques and tools.

Materials to Bring: Paper and notebook. Projects in the works or in concept only.

Materials for this workshop donated/provided by:

GRS



Saturday

17-May

9:00 am - 4:00 pm

Whitney Center
for the Arts

WCA 227

Engraving: Conchas and Bridle/Saddle Silver

\$150.00

DIANE SCALESE

Student Limit 20

- All skill levels welcome!

Western engravers face many challenges unique to our trade. Diane will demonstrate single and multiple borders, scroll work, backgrounds, how to add interesting elements to your work with different engraving techniques, and what to do with difficult areas, etc. Time will be set aside for questions and answers, specific demo requests, and for students to try some of the engraving techniques and tools.

Materials to Bring: Paper and notebook. Projects in the works or in concept only.

Materials for this workshop donated/provided by:
GRS



Friday

16-May

9:00 am - 4:00 pm

Whitney Center
for the Arts
WCA 227

Fading Swivel Knife Cuts & Bevels

\$125.00

JOE MELING

Student Limit 20

- All skill levels welcome!

Flow and Depth will bring your floral carving to life when you master the art of fading your knife cuts and bevel lines. Learn tips and tricks that will help you run your tools consistently and bring a professional look to your tooling.

Materials to Bring: Tooling stone, mallet/maul, stylus, swivel knife, whatever selection of bevelers you may have, note taking material, and a headlamp (if desired)

Materials for this workshop donated/provided by:
Hermann Oak Leather Co., The Fiebing Company, and Silver Creek Leather



Thursday

15-May

8:00 am - 12:00 pm

Whitney Center
for the Arts
WCA 235

Fearless Swivel Knife Use

\$125.00

JIM LINNELL

Student Limit 25

– All skill levels welcome!

If you are one whose hand tenses up when touching a swivel knife and a bit of fear brushes the pit of your stomach when your swivel knife touches the leather, this is the workshop you need to take. This workshop begins with the basics and then takes participants beyond what they ever dreamed they could do with a swivel knife. Once the fear of the swivel knife is conquered, cutting a pattern, decorative cuts, and even complete designs will be handled with confidence. By the end of the workshop, students will complete a piece of leather art using only their swivel knife. Jim promises to get the novice started down the right path and the experience to be challenged. This is one of those workshops that always sells out, so don't wait until the last minute.

Materials to Bring: Favorite swivel knife, stylus, strop, note taking supplies and all the questions you've ever had about mastering the swivel knife.



Saturday

17-May

8:00 am - 12:00 pm

Whitney Center for the
Arts
W 137

Figure Carving Help

\$110.00

KATHY FLANAGAN

Student Limit 15

– All skill levels welcome!

Animals have not been created equally, at least as far as the way they are put together. The fur, hair, wool, or lack of any of those, are all tooled with a different technique. An eagle's eyes are nothing like the eyes of a guinea pig; some animals sport shiny shells, scales or feathers instead of hair. This workshop is meant to explore any of these traits, and more. If you have a specific animal characteristic which is giving you trouble, bring it along. We can figure it out together.

Materials to Bring: Stylus, modeling spoon, swivel knife, strop, mallet, bevelers, matting tools, smooth pear shaders, hair blades, figure bevellers F895, F902, paper and pen, and a tooling surface.

Materials for this workshop donated/provided by:
Hermann Oak Leather Co.



Thursday

15-May

1:00 pm - 5:00 pm

Edward A. Whitney
Academic Center
W 203 B

Floral and Figure Carving Finesse

\$175.00

JIM LINNELL

Student Limit 15

- Intermediate

Looking for a deep study into what it takes to produce clean, crisp, and detailed floral and figure carvings? Want to learn how to carve challenging patterns that require detailed execution to do it justice? The most skilled craftsmen are always challenged by small details. In this class, Jim Linnell will show how he tackles some of the smaller carvings he has done. While experience and practice are still the secret, this workshop is for the leather craftsman who might think their leatherwork has stopped improving, but doesn't know how to get to the next level.

Materials to Bring: Tooling surface, mallet, swivel knife, strop, fine stylus, fine hair blade, modelling spoon, medium to small pear shaders, medium to small steep angled bevelers, medium to small camouflage stamps, fine veiners, seed stamps, stop & mules foot stamps, matting-style background stamps in smaller sizes, matting stamps of your choice, and figure bevelers such as F895, F891, F890, F902, F898 & F899.

Materials for this workshop donated/provided by:
Hermann Oak Leather Co.



Wednesday

14-May

9:00 am - 5:00 pm

Whitney Center
for the Arts
WCA 137

Floral Carving Depth and Realism

\$190.00

DON GONZALES

Student Limit 18

- Intermediate to Advanced

This floral carving workshop is designed for those at the intermediate to advanced skill level in floral tooling, with a focus on further developing those skills. During this class you will work on improving depth and realism of main elements within a pattern as well as maintaining natural and elegant flow of your vine work. Quality swivel knife work and beveling are foundational to the quality of any floral pattern.

Materials to Bring: Complete floral carving/stamping tool selection including stamp lifters, strop board, swivel knives, pencils, sketchbook, transfer film or paper, mauls and/or mallets for stamping, stylus, headlamp if needed for better lighting, tooling stone, notebook for notes, and petal lifters if you like using those as well.

Materials for this workshop donated/provided by:
Hermann Oak Leather Co.



Tuesday

13-May

9:00 am - 5:00 pm

Edward A. Whitney
Academic Center
W 203 A+B

Focus on Feathers & Roses

\$175.00

JIM LINNELL

Student Limit 15

- Intermediate

If you are wanting to learn to carve with more depth and clarity, this is a class you should take. Students will learn how to capture those finer details as they carve a unique and beautiful pattern that weaves roses and feathers together. This class will teach a combination of different carving skills. You will be amazed at how well these elements flow together.

Materials to Bring: Tooling surface, stylus, swivel knife, petal lifter, scalpel, fine hair blade, modelling spoon, medium to small pear shaders, medium to small steep angled bevelers, diagonal lined bevelers such as B202L & B202R or a leaf liner, matting style background stamps such as A104, and matting stamps of your choice.

Materials for this workshop donated/provided by:
Hermann Oak Leather Co.



Thursday

15-May

9:00 am - 5:00 pm

Whitney Center
for the Arts
WCA 137

Focused Floral Tooling

\$190.00

KENDALL MCKENZIE

Student Limit 15

- Advanced

This advanced workshop focuses on mastering the art of tooling. Designed for intermediate and advanced artisans, this class will enhance your skills as you explore essential techniques, including texture, depth, and detail in your tooling work. Personalized instruction and advanced tips will help you refine your craftsmanship. Expand your artistic repertoire and gain deeper insights into the intricacies of the Eldorado Style in this hands-on experience.

Materials to Bring: Tooling stone, mallet, strop, water spray bottle, sharp swivel knife, various sizes of preferred carving stamps, including but not limited to: thumbprints, center shaders, veiners, crowners, camouflagers (lined and matte), back bevelers, backgrounders, matte bevelers, bevelers (steep and regular), modeling tools, etc.

Materials for this workshop donated/provided by:
Hermann Oak Leather Co.



Thursday

15-May

9:00 am - 5:00 pm

Whitney Center
for the Arts
WCA 236

Focused Floral Tooling

\$190.00

KENDALL MCKENZIE

Student Limit 15

– Advanced

This advanced workshop focuses on mastering the art of tooling. Designed for intermediate and advanced artisans, this class will enhance your skills as you explore essential techniques, including texture, depth, and detail in your tooling work. Personalized instruction and advanced tips will help you refine your craftsmanship. Expand your artistic repertoire and gain deeper insights into the intricacies of the Eldorado Style in this hands-on experience.

Materials to Bring: Tooling stone, mallet, strop, water spray bottle, sharp swivel knife, various sizes of preferred carving stamps, including but not limited to: thumbprints, center shaders, veiners, crowners, camouflagers (lined and matte), back bevelers, backgrounders, matte bevelers, bevelers (steep and regular), modeling tools, etc.

Materials for this workshop donated/provided by:
Hermann Oak Leather Co.



Friday

16-May

9:00 am - 5:00 pm

Whitney Center
for the Arts
WCA 236

From Hide to Lace: Learn to Cut and Prep Your Own Lace

\$125.00

ISAAC ROMERO

Student Limit 15

– Beginner

After seeing many of his colleagues struggle with cutting and preparing their own lace for braiding, Isaac has decided to share his expertise. In this hands-on class, you will learn how to cut lace from a full hide using various tools and techniques. Isaac will also share valuable tips to simplify the process and improve your results. Thanks to Y Knot Lace and Lace Master for supplying demonstration tools, and to Weaver Leather for the lace cutter that students will keep, you'll also have the chance to split and bevel your own lace. Additionally, you will gain experience using a variety of tools from different manufacturers, helping you make more informed decisions about expanding your own tool collection and choosing the options that best suit your needs. By the end of the class, not only will you have the skills to cut and prepare your own leather lace, but you'll also take home a lace cutter and a few meters/feet of lace you crafted yourself.

Materials to Bring: Small cutting surface, scalpel or scissors, and a wing divider.

Materials for this workshop donated/provided by:
Hermann Oak Leather, The Fiebing Company, Duffs Leather Care, Y-Knot Lace, Lace Master, Weaver Leather, and Leather Artisan Lab



Thursday

15-May

9:00 am - 12:00 pm

Edward A. Whitney
Academic Center
W 209

From Hide to Lace: Learn to Cut and Prep Your Own Lace

\$125.00

ISAAC ROMERO

Student Limit 15

- Beginner

Same as above.

Materials to Bring: Small cutting surface, scalpel or scissors, and a wing divider.

Materials for this workshop donated/provided by:

Hermann Oak Leather, The Fiebing Company, Duffs Leather Care, Y-Knot Lace, Lace Master, Weaver Leather, and Leather Artisan Lab



Thursday

15-May

1:00 pm - 4:00 pm

Edward A. Whitney
Academic Center
W 209

Fundamentals of Floral Carving

\$200.00

JOE MELING

Student Limit 20

- Beginner

Whether this is your first time tooling or you are learning to refine your skills, you will benefit from the one-on-one time in this class, learn the basic skills it takes to create a floral design on veg tan leather. Discover simple tips that will make your swivel knife run smoothly and your bevel lines look even. Then, we will add shading and detail tools to create a professional finished appearance. You will leave with a tooled piece that you can later build into a roper wallet or use as a patch on a bag or other project.

Materials to Bring: Tooling stone, mallet/maul, stylus, swivel knife, tools for carving (checkered bevelers, vertical lined thumbprint, veiner, mules foot, flower center, backgrounder), and note taking materials. (Also bring a headlamp if desired.)

Materials for this workshop donated/provided by:

Hermann Oak Leather Co.



Tuesday

13-May

9:00 am - 5:00 pm

Edward A. Whitney
Academic Center
W 235

SARAH GARVEY

Student Limit 10

- Intermediate

Learn how to draft gusseted purses and cases made entirely of tooling leather. Unlike fabric and soft leathers, veg tan can be difficult work with 3-dimensionally. We will explore the most common gusset styles, leather weights, and assembly techniques and practice creating and adjusting them as needed. Sarah will show you the whole process, from designing to drafting a usable pattern to putting together your initial prototypes in leather. To accomplish this, you'll focus on making 3 small-scale leather prototypes (think business card cases), each featuring a different gusset style. By the end of class, you will have the knowledge to both alter existing patterns and construct your own prototypes and working patterns. Make unique products that will stand out in a crowd and never have to buy someone else's pattern again. {You'll be using a COBRA Class 26 sewing machine and the COBRA NP4 bell knife skiver; if you are interested in purchasing COBRA equipment at the show, call Leather Machine Company by February 1 to pre-order at +1 (866) 962-9880. Deposit required.}

Materials to Bring: Notebook/sketchbook, pencil, pen, straight edge, cutting mat, head knife (sharp), scissors, French curve, clear tape, a couple dozen 1/2" binder clips, and a few 8.5 x 11 sheets of cardstock (very thick paper).

Materials for this workshop donated/provided by:

Hermann Oak Leather Co., Leather Machine Co., LLC, and Renia USA



Tuesday

13-May

9:00 am - 4:00 pm

Edward A. Whitney
Academic Center

W 158

How to Market Your Business

\$125.00

MICHAEL MAGNUS ODIN CLACK

Student Limit 20

- All skill levels welcome!

Led by business owners Odin Clack (Odin Leather Goods) and Michael Magnus (Co-Founder of Elktracks Studio, Magnus Opus), this workshop is focused on developing your business tactics. Throughout this lecture-driven class, students will learn how to develop their brand, conquer their local market, as well as how to promote themselves online through social media, digital marketing, and search engine optimization (SEO). This class welcomes businesses of all stages and sizes and encourages questions and curiosity. The intention of the class is for students to walk out with a notebook full of ideas that they can leverage to grow their business.

Materials to Bring: Notetaking materials and an open mind.



Friday

16-May

8:00 am - 12:00 pm

Whitney Center
for the Arts

WCA 235

RYAN KING
Student Limit 15
- Beginner

Show up in style to your next leather show with a custom lanyard to hold your badges, name tags, keys, etc. In this workshop, you will stamp out 2 custom lanyards that are braided together and geo or basket stamped. The lanyard is 3/4" wide, so the focus will be on using small tools and delicate work, making for a classy looking lanyard to last a lifetime! {You'll be using a COBRA Class 18 sewing machine; if you are interested in purchasing COBRA equipment at the show, call Leather Machine Company by May 1 to pre-order at +1 (866) 962-9880. Deposit required.}

Materials to Bring: Small geo or basket stamps, leather awl, lace pull, maul, swivel knife, strop, glass or wood case, weight bag, stamping rock, pressurized mister bottle, #0 hole punch, #6 pricking wheel, and a positive attitude! (Tools will be available to share if you don't have everything on the list.)

Materials for this workshop donated/provided by:

Hermann Oak Leather Co., The Fiebing Company, Leather Machine Co., LLC, Silver Creek Leather, Weaver Leather, and Barry King Tools


Tuesday
13-May
9:00 am - 5:00 pm

Whitney Center
for the Arts
WCA 137

Intermediate Carving/Stamping for Youth
\$25.00
KAY ORTON
Student Limit 16
- Intermediate

This workshop will offer figure carving, geometric stamping, floral carving, and inverted/silhouette carving. This is not a beginner's workshop; attendees must have about 2 years of leathercrafting experience and be (approx.) 10 - 17 years old. It is a workshop designed to go beyond the bare basics and level-up your skills as a teenager. The class will be organized by Kay Orton and taught (mostly) by Ann Stohman Award winners!

Materials to Bring: Bring at least the 7 basic tools, a mallet, and a tooling stone.

Materials for this workshop donated/provided by:

Silver Creek Leather Co.


Saturday
17-May
9:00 am - 12:00 pm

Edward A. Whitney
Academic Center
W 202

Leather Inlay Embellishments

\$150.00

LEANDRA MARTIN

Student Limit 15

– All skill levels welcome!

In this class you will be learning about leather inlay and how to get the best results. We will focus a lot of our attention on the necessity of skiving and we will spend a lot of time doing it! Leandra will show you how to get that nice, “puffy” look and how to operate the roller foot sewing machine. Since a good deal of Leandra’s inlay work involves adding clients’ initials to a custom leather piece, we will focus on lettering in this workshop. Each student will be given materials to practice with. {You’ll be using a COBRA Class 5550 and COBRA Class 26 sewing machine (with work platform); if you are interested in purchasing COBRA equipment at the show, call Leather Machine Company by February 1 to pre-order at +1 (866) 962-9880. Deposit required.}

Materials to Bring: Cutting surface, a marble/tempered glass skiving surface, and note taking materials. Knives will be supplied, however you may bring your own skiving knife if you’d prefer.

Materials for this workshop donated/provided by:

Leather Machine Co., LLC, Renia USA, and Silver Creek Leather



Saturday

17-May

8:00 am - 12:00 pm

Whitney Center
for the Arts
WCA 234

Leather Tattooing Machine

\$95.00

DENIS FORRESTER

Student Limit 12

– Beginner

Unlock the art of leather tattooing in this hands-on class! Dive into the essentials of the Leather Tattooing Machine as we explore techniques for clean lines and smooth shading. Whether you’re a seasoned leatherworker or a curious beginner, this class will guide you step-by-step through the process of transforming leather into stunning works of art. Learn how to control the machine for precise lines and master shading techniques that add depth and character to your pieces. Join us and elevate your leathercraft skills with expert tips and practical demonstrations—your next masterpiece is just a class away!

Materials to Bring: Ball point pen and water and sponge/pressurized mister bottle.

Materials for this workshop donated/provided by:

Weaver Leather



Wednesday

14-May

6:00 pm - 8:00 pm

Whitney Center
for the Arts
WCA 236

Leather Tooling Masterclass

\$50.00

SARAH GARVEY

Student Limit 10

- Intermediate

Take a critical and constructive look at your leather carving in this adaptation of a traditional music masterclass. As an artist, learning to be critical of your work is just as important as learning how to receive constructive criticism from others. Students will each receive 10 minutes of one-on-one time with me in front of the class, sharing a prepared piece of your choosing. During that time, I will share my constructive feedback and answer students' questions. Every presentation will provide an impromptu and sometimes unexpected lesson for more than just the person in the spotlight. Learn how to effectively practice the art of self criticism and how to humbly open yourself to other's input so you can grow as an artist.

Materials to Bring: Example(s) of your work to share. Finished pieces are encouraged, but unfinished examples can accompany if students wish to focus on a specific step.



Wednesday

14-May

6:00 pm - 8:00 pm

Edward A. Whitney
Academic Center

W 158

Making Online Content That Works

\$90.00

BRANDON CORRAL

Student Limit 15

- All skill levels welcome!

Have you tried posting your work online, but can't reach more than grandma and a couple of friends? You need to step up your content creation game! In this class we will be going over how to make the most of inexpensive lighting, a camera phone, and a little editing to create content people actually want to see. We'll be going over viewer psychology and how to leverage it against the social media algorithms. Don't be hidden under the sea of online content. Hop in and step up your content creation skills!

Materials to Bring: Note taking materials.



Wednesday

14-May

6:00 pm - 9:00 pm

Edward A. Whitney
Academic Center

W 208

Morning Warm-Up: Drawing Fundamentals

\$25.00

SARAH GARVEY

Student Limit 20

- All skill levels welcome!

Start your days off right by exercising your creativity. Building a strong foundation is an absolute must for any artist no matter your skill level or carving style. Through a series of fun and simple exercises that you can easily incorporate in your daily routine, my focused and intentional approach will help you grow and improve more quickly. By deconstructing scrollwork into its simplest forms and exploring variations, you will learn how to draw as well as recognize and correct problem areas. Beginners and masters alike benefit from practicing the foundations with purpose. Bring your morning tea or coffee and sketchbook for this fun, quick morning warmup!

Materials to Bring: Sketchbook, pencil, and pen. Optional: straight edge and circle template tool.



Friday

16-May

8:00 am - 8:45 am

Edward A. Whitney
Academic Center

W 158

Non-Traditional Scroll Design

\$200.00

SARAH GARVEY

Student Limit 10

- Intermediate

Challenge yourself to think outside the box and draw inspiration from unexpected places with a non-traditional approach to scroll designs. This in-depth course will cover big picture layout and design, the use of negative space to your advantage, framing, creating movement and flow, the impact of color, and how designs relate directly to the tools in your arsenal. If you prefer scrolls to enhance your design and not overwhelm, then you will love what this course has to offer! Apply what you learn with challenging design exercises throughout the class. Take home the designs you create to put on leather later. Set your work apart from the crowd by exploring ways to embrace your unique style.

Materials to Bring: Drawing paper and a pencil/eraser. (Optional drawing tools: straight edge, compass, curve, etc...)



Wednesday

14-May

9:00 am - 3:00 pm

Edward A. Whitney
Academic Center

W 158

Old Glory Flag

\$85.00

SERINA LEE

Student Limit 15

- All skill levels welcome!

This Workshop will focus on the techniques used to create the antiqued Old Glory flag. Using different dyes and brushes, Serina will help you recreate this new flag made to look old! Each class member will create a flag on their own to take home to use on something if you wish. You may choose just to frame it too!!

Materials to Bring: Notebook taking materials, Tandy Craftool classic star stamp size 053, mallet or maul, stamping stone, 2 small flat (#4 and #1 or about 1/4" and 1/8" wide) paint brushes, ruler, modeling spoon, apron, disposable gloves, and headlamp or magnifier if needed.

Materials for this workshop donated/provided by:

Hermann Oak Leather Co., The Fiebing Co. and Weaver Leather



Wednesday

14-May

5:30 pm - 9:00 pm

Edward A. Whitney
Academic Center

W 154

Open Flat Cosmetic Bag

\$325.00

LEANDRA MARTIN

Student Limit 15

- Intermediate

In this class we will be building a trendy, open-flat leather cosmetic bag complete with zipper and liner. The construction of this bag focuses on skill building with zipper, fabric liner, and gusset installation. We will discuss leather options for giving this bag structure without excess bulk, fabric options for the liner that easily wipe clean, and other materials for bag construction that will help your understanding in bag making and design. You will go home with a complete cosmetic bag and pattern to make future products for your customers. {You'll be using COBRA Class 26 sewing machines (with work platforms); if you are interested in purchasing COBRA equipment at the show, call Leather Machine Company by February 1 to pre-order at +1 (866) 962-9880. Deposit required.}

Materials to Bring: Notebook, pencil, Sharpie, scissors, rotary cutter, small cutting mat, and clear quilter's ruler (4" x 12" is a great size, but being whatever you have handy. Please put your name on the ruler).

Materials for this workshop donated/provided by:

Leather Machine Co., LLC and Weaver Leather



Thursday

15-May

8:00 am - 5:00 pm

Whitney Center
for the Arts

WCA 234

Paint Mixing + Color Theory

\$125.00

SARAH GARVEY

Student Limit 12

– All skill levels welcome!

Dive into a world of color and explore how paint can be used to enhance your leatherwork. Learn how you can mix an endless variety of colors without having to spend a fortune on paints. Deepen your understanding of color theory as it applies to leatherwork to discuss how to plan for the use of color in your projects. Bring your paints and brushes and be ready to mix things up!

Materials to Bring: Acrylic paints* (any and all that you have), fine paint brushes, and a paint palette/mixing tray. *Contact instructor prior to class for a suggested color list at wsh.brunton@gmail.com.

Materials for this workshop donated/provided by:
Hermann Oak Leather Co.



Thursday

15-May

1:00 pm - 4:00 pm

Edward A. Whitney
Academic Center
W 158

Pattern Development for Handbags

\$150.00


NOA GREENSPAN

Student Limit 20

– All skill levels welcome!

Do you ever wake up with the vision of a beautiful handbag in your head, but have no idea how to construct it? Fear not! Noa is here to help! In just one afternoon, you will learn how to take your bag from fantasy to 3D reality by figuring out how to create patterns for each element of the bag. Dream big! Learning these types of patterning skills (gussets, add-ons, pockets, versatile straps, hardware placement) can translate to many other custom projects.

Materials to Bring: Notebook for sketching and notes, scoring awl, cardstock, long metal ruler, knife or blade for paper (NO SCISSORS), cutting board, pencil, eraser, pen, and a photo or sketch of a bag you would like help designing.



Thursday

15-May

1:00 pm - 5:00 pm

Edward A. Whitney
Academic Center
W 202

Pricing Your Work

\$125.00

BOB BRENNER

Student Limit 12

– All skill levels welcome!

Bob Brenner is the leather industry authority with decades of experience on how to price your work. Are you profitable? Even if you are, this workshop is designed to help you maximize your profits and avoid common pitfalls. This is a packed, 4-hour workshop based on Bob's book, "How to Establish Prices for the Saddle Maker or Leather Worker". Each student will receive his book (a \$39.95 retail value) during the workshop, which will help you greatly in your note taking while Bob is teaching. This proven system will teach you how to establish a profitable hourly rate and price for your services and products, and it is updated by Bob continuously to reflect fair market pricing. Having a Business Administration Degree from Colorado State University and spending 11 years in the banking industry, Bob set up every day, real world accounting systems in his shop which are the basis for the book. These strategies can be used for anything you make. Bob uses this same system in his shop on a daily basis and this is his 22nd year teaching this workshop, which tells you it is a valuable resource. If you've made it, he's priced it – profitably!

Materials to Bring: Note taking materials.



Saturday

17-May

8:00 am - 12:00 pm

Edward A. Whitney
Academic Center
W 203 A

Professional Holster Making with Slickbald

\$200.00

CHRIS ANDRE

Student Limit 12

– All skill levels welcome!

Learn the fundamentals of professional holster design and construction. Slickbald will focus on a field style holster with thumb break retention. This workshop will cover the fitting of the holster style to the customer, types of holsters and their applications, as well as designing holsters from scratch. Leather selection, liners, wet molding and more will be covered during construction. This workshop will also cover shop tips and production techniques to help the student hit the ground running. NOTE: Firearms are NOT permitted on the Sheridan College Campus.. Only Blue Guns will be allowed in this workshop.

Materials to Bring: Students should have their own professional collection of properly shaped, sharpened, and polished tools: pencil, head knife or similar, strop, round punches, one medium-sized (#3/4) French skiver, #3 and #5 common edge bevelers, slicker, and wing dividers. Slickbald will bring tools to try and fill any gaps.

Materials for this workshop donated/provided by:

Hermann Oak Leather Co., The Fiebing Co., and Leather Machine Co., LLC



Wednesday

14-May

8:00 am - 5:00 pm

Whitney Center f
or the Arts
WCA 110

Professional Sheath Making with Slickbald

\$300.00

CHRIS ANDRE

Student Limit 12

- All skill levels welcome!

Together with Slickbald you will learn how to design and build a sheath for a Crosswinds Forge (Shaun Woodsum) hunting knife. Each student will receive a new knife to keep, valued at \$180, and for which this workshop is designed. You will learn to design a cross draw pattern from scratch and create a welted sheath stamped with a geometric design of your choosing, complete with a snapping handle wrap. {You'll be using a COBRA Class 4 sewing machine and a COBRA MP Burnisher; if you are interested in purchasing COBRA equipment at the show, call Leather Machine Company by February 1 to pre-order at +1 (866) 962-9880. Deposit required.}

Materials to Bring: Pencil, ruler, well-sharpened round knife or similar, strop, edge bevelers, #2 and #6 push skiver (or close), camouflage stamp, dividers, edgers, geometric and border stamps (if desired), tooling stone and maul/mallet.

Materials for this workshop donated/provided by:

Hermann Oak Leather Co., The Fiebing Co., and Leather Machine Co., LLC



Thursday

15-May

8:00 am - 5:00 pm

Whitney Center
for the Arts
WCA 110

Saddles - The Hape Method

\$670.00

WAYNE HAPE

Student Limit 9

- All skill levels welcome!

All Four Saddle Workshops - save \$50

This is a unique opportunity to learn and spend time in Wayne Hape's saddle shop. Wayne was taught saddle making from his father, accomplished saddle maker Chester Hape. Spend Tuesday through Friday with Wayne, learning his approach to saddle making. This workshop is the first of it's kind at Wayne Hape Saddlery.

Materials to Bring: Note taking materials. Cameras are welcome.

Materials for this workshop donated/provided by:

Hermann Oak Leather Company



Tuesday-Friday

5/13-5/16

8:00 am - 5:00 pm

Hape Saddlery
1672 Warren Ave

Saddles 1 – with Wayne Hape

\$180.00

WAYNE HAPE

Student Limit 9

– All skill levels welcome!

Saddle Trees – Cut Out – Ground Work – Covering the Horn

This is a unique opportunity to learn and spend time in Wayne Hape's saddle shop. Wayne was taught saddle making from his father, accomplished saddle maker, Chester Hape. Wayne will discuss using patterns, cutting out the parts of the saddle from a side of leather, and the properties of leather. Finally, he will discuss saddle trees, ground work, and covering the horn.

Materials to Bring: Note taking materials. Cameras are welcome.

Materials for this workshop donated/provided by:

Hermann Oak Leather Company



Tuesday

13-May

8:00 am - 5:00 pm

Hape Saddlery

1672 Warren Ave

Saddles 2 – with Wayne Hape

\$180.00

WAYNE HAPE

Student Limit 9

– All skill levels welcome!

Riggings – Covering the Front – Covering the Back Cantle

This is a unique opportunity to learn and spend time in Wayne Hape's saddle shop. Wayne was taught saddle making from his father, accomplished saddle maker, Chester Hape. Wayne will cover riggings, covering a saddle front, and covering the back of the cantle.

Materials to Bring: Note taking materials. Cameras are welcome.

Materials for this workshop donated/provided by:

Hermann Oak Leather Company



Wednesday

14-May

8:00 am - 5:00 pm

Hape Saddlery

1672 Warren Ave

Saddles 3 – with Wayne Hape

\$180.00

WAYNE HAPE

Student Limit 9

– All skill levels welcome!

Blocking In and Building Skirts – Covering a Seat

This is a unique opportunity to learn and spend time in Wayne Hape's saddle shop. Wayne was taught saddle making from his father, accomplished saddle maker, Chester Hape. Wayne will cover blocking and building skirts, and fitting a seat.

Materials to Bring: Note taking materials. Cameras are welcome.

Materials for this workshop donated/provided by:

Hermann Oak Leather Company



Thursday

15-May

8:00 am - 5:00 pm

Saddles 4 – with Wayne Hape

\$180.00

WAYNE HAPE

Student Limit 9

– All skill levels welcome!

Cantle Bindings, Fenders, Finishing, Discussion

This is a unique opportunity to learn and spend time in Wayne Hape's saddle shop. Wayne was taught saddle making from his father, accomplished saddle maker, Chester Hape. Wayne will cover cantle bindings, fenders, stirrup leathers, and the finishing process. Then, he will answer questions on the saddle making process.

Materials to Bring: Note taking materials. Cameras are welcome.

Materials for this workshop donated/provided by:

Hermann Oak Leather Company



Friday

16-May

8:00 am - 5:00 pm

Hape Saddlery

1672 Warren Ave

Scrolls, Scrolls, Scrolls

\$200.00

SARAH GARVEY

Student Limit 10

– Intermediate

Challenge yourself to think outside the box and draw inspiration from unexpected places with a non-traditional approach to scroll designs. This in-depth course will cover basic art principals as they relate to big picture layout and design, the use of negative space to your advantage, effective borders and framing, creating movement and flow, the impact of color, and how designs relate directly to the tools in your arsenal. Whether you are just beginning to draft your own patterns or have years of experience and are looking for fresh insights and inspiration, this drawing class will set you up for success. If you prefer scrolls to enhance your design and not overwhelm, then you will love this non-traditional approach. Apply what you learn with challenging design exercises throughout the class. Emphasis will be placed on overall design and contributing elements rather than perfecting scrollwork specific details. My Scrolls, Scrolls, Scrolls course covers that topic in greater depth and is an excellent companion course. Take home sketches you create in class to put on leather later. My goal is not to teach you to imitate my style, it is to give you the foundational tools and concepts to allow you to confidently draft beautiful patterns true to your own unique style.

Materials to Bring: Notebook, drawing paper, pencils and eraser, straight edge, optional drawing tools (compass, French curve, etc...), pattern transfer paper (optional), pen, personal leather stamping/carving tools, maul, and a tooling stone.

Materials for this workshop donated/provided by:

Hermann Oak Leather Co.



Friday

16-May

10:00 am - 5:00 pm

Edward A. Whitney
Academic Center

W 158

Selling Your Work Online

\$140.00

BRANDON CORRAL

Student Limit 20

– All skill levels welcome!

Join Brandon Corral in his most popular class: Selling Your Work Online. In this class, you will go over the fundamentals of identifying your target market and how to make sure your products are being put in front of them. You will participate in the hands-on approach of online marketing using various platforms of social media and you will be attempting to actually make a sale during the duration of the class using techniques regarding SEO, social media trends, and a couple online tricks Brandon has picked up over the years. Because of the popularity of this class, the content creation side (photography, videography, and editing) has become its own separate class: Making Online Content That Works. We will be using the content created in that class to sell a product in this class. If selling your work online is a high priority to you, it is recommended that you take both classes.

Materials to Bring: Note taking materials, plus any and all questions you have regarding your own social media account/s.



Friday

16-May

9:00 am - 5:00 pm

Edward A. Whitney
Academic Center
W 208

Shifting Gears: Scaling from a Hobby to a Business

\$125.00

JOE MELING

Student Limit 20

– All skill levels welcome!

Hearing your gears grind in the workshop? Are you ready to shift gears smoothly from owning your job to running a business? Whether you're starting from scratch or scaling up an existing venture, learn strategies to run your business instead of feeling like your business runs you. Learn how products, pricing and promotion create a sturdy foundation to build on. Unlock the mindset shift that will allow you to turn your passion into profit. Time permitting, there will be some Q&A at the end.

Materials to Bring: Note taking materials.



Tuesday

13-May

6:00 pm - 8:00 pm

Whitney Center for the
Arts
WCA 235

Shotgun Chaps Pattern Drafting

\$175.00

JULIE BAUGHER

Student Limit 15

- All skill levels welcome!

Let's draft a pattern for a pair of shotgun chaps! This class will teach you how to take measurements, and then apply measurements to make a pattern for a particular person. We will go over fit, details in fitting including types of leather and how different things like pockets affect fit. You will get a pattern to take home with you and instructions on what the class went over. Generally, we also get to talk about construction order and techniques used to build chaps. Please feel free to bring chaps that you have built so we can go over them. My goal for each student is to give them a good base to go from so they can add to details and learn in an easy format and manner. Please don't hesitate to get ahold of me if you have any questions ahead of time! jbltleatherschool@gmail.com

Materials to Bring: Tape measure, cloth tape, 6 x 24" Omni Quilters grid, pencils, eraser, notebook. (Please put your name on your grid.)



Wednesday

14-May

1:00 pm - 5:00 pm

Whitney Center for the
Arts
WCA 228

Silver Creek Leather's Intro to Leathercraft for Youth

\$0.00

DEREK RUDOLPH

Student Limit 25

- Beginner

Silver Creek Leather has something new in store for the youth class this year. Young students will be introduced to the basics of leather craft, while building a project from the Realeather product line. Students are guaranteed to go home with finished projects and smiles. Open to youth ages 7-16. The workshop will also include a tooling demonstration for kids by author and legendary leatherworker, Tony Laier..

Materials to Bring: None required; all tools and materials will be provided at no charge.

Materials for this workshop donated/provided by:
Silver Creek Leather Co.



Saturday

17-May

1:00 pm - 4:00 pm

Edward A. Whitney
Academic Center
W 202

Silver Creek Leather's Workshop for Veterans

\$0.00

JUSTIN GIRSH

Student Limit 20

- Beginner

Silver Creek Leather is honored to once again have the opportunity to spread the power of leathercraft to our nation's Military Veterans. Our good friend, and your fellow Veteran, Justin Girsh, will guide the class through the basic techniques of stamping and tooling leather as you tool and assemble a field notes journal.

Materials to Bring: None required; all tools and materials will be provided at no charge.

Materials for this workshop donated/provided by:
Silver Creek Leather Co.



Saturday

17-May

9:00 pm - 12:00 pm

Edward A. Whitney
Academic Center
W 210

Slickbald's Demystifying the Stitcher: Classes 4 and 26

\$95.00

CHRIS ANDRE

Student Limit 25

- All skill levels welcome!

More and more, leathercrafters like you are purchasing the versatile Cobra Class 26 or the heavy-duty Cobra Class 4 stitchers for your workshops. For some, this is your first leather sewing machine; for others, this may be in addition to the Class 4 (or other sewing machines). Maybe you're not sure which machine to get. If so, this is the workshop that will answer that question!

Materials to Bring: Note taking materials.

Materials for this workshop donated/provided by:
Leather Machine Co., LLC



Wednesday

14-May

6:00 pm - 8:00 pm

Whitney Center for the
Arts
WCA 110

Soft-Sided Laptop Case

\$350.00

AARON HEIZER

Student Limit 12

- All skill levels welcome!

You will make a very professional laptop bag which features lining and padding as well as zippers and piping. It will be a fun day of getting comfortable with sewing machines and learning some refinement skills that can be applied to making any bag. {You'll be using COBRA Class 18 and Class 20 sewing machines and the COBRA NP4 bell knife skiver; if you are interested in purchasing COBRA equipment at the show, call Leather Machine Company by February 1 to pre-order at +1 (866) 962-9880. Deposit required.}

Materials to Bring: Note taking materials, scissors, rivet setting tools, 1/8" hole punch, punching board, mallet, zipper tools. If you do not have some or any of these items, there will be several to pass around.

Materials for this workshop donated/provided by:
Maker's Leather Supply and Leather Machine Co., LLC



Tuesday

13-May

8:00 am - 5:00 pm

Whitney Center for the
Arts
WCA 129

Starting Out with the FUNDamentals

\$195.00

SERINA LEE

Student Limit 20

- Beginner

For the BEGINNER! What the heck is beveling and how do you do it? How do you know which side of the line to bevel on? What is pear shading, camouflaging, veining, leaf lining, petal lifting and backgrounding?? What is a swivel knife and how do you use it? What are the differences in leather and the weight of leather? Which leather do I use for what?? How do you cut all this leather? We will go through all of these things and learn how to tool a flower and a leaf! You will also learn about all of the essential tools needed and what they are used for! Lastly we will touch on dyes, antiques, glues and finishes too. All in a day's work!

Materials to Bring: You will need to bring note taking materials, a stamping stone, mallet, swivel knife, beveler, pear shader, camouflage tool, veiner, background tool, seeder, a straight edge ruler, stylus, and a wing divider. Also bring clear packing tape, a weight (bean bag type) to hold your leather in place while you tool, and scissors.

Materials for this workshop donated/provided by:
Hermann Oak Leather Co. and The Fiebing Co.



Friday

16-May

9:00 am - 5:00 pm

Edward A. Whitney
Academic Center
W 154

Swivel Knife Finesse

\$175.00

JÜRGEN VOLBACH

Student Limit 15

– All skill levels welcome!

Wield your swivel knife with confidence! Learning to cut smoothly and seamlessly is the goal of this workshop. This is the right workshop for anyone who is a little afraid of making decorative cuts, or who has some trouble with positioning or holding the swivel knife, has problems with sharpening, does not know which blade is to be used for what...Let Jürgen guide you on cutting depth, pressure, correct hand grip, cutting for beveling, cutting for decorative cuts, using the correct blade for your work, and more. He'll also be teaching correct sharpening techniques and ways to keep your blades sharper for longer. Patterns that will challenge and delight will be provided. At the end of the workshop, you'll cut a complete design into leather using only your swivel knife!

Materials to Bring: Your swivel knife, polishing strop, stylus, notepad, mechanical pencil (0.7 mm B - soft), bonefolder and every question you've ever had about mastering the swivel knife.

Materials for this workshop donated/provided by:
Hermann Oak Leather Co.



Friday

16-May

9:00 am - 5:00 pm

Edward A. Whitney
Academic Center
W 210

Tooling and Detailing Realistic Skulls

\$125.00

BRANDON CORRAL

Student Limit 12

– All skill levels welcome!

Join Brandon for this up-close tooling class as he demonstrates how to achieve layers of dramatic dimension and realism in leather. Having taught tooling in online spaces like Elktracks Studio, Brandon has refined the process for explaining the more subtle techniques to achieving detailed tooling. This class is designed to explain all the concepts and fundamentals useful for beginners, while also arming the intermediate and advanced with new techniques and skills to allow you to tackle more complicated projects with confidence. Students of all skill levels will find value in this class. Bring your best learning attitude and be prepared to question everything about the tooling process.

Materials to Bring: Recommended: Granite/marble slab, mallet or maul (wood, polymer, rawhide, or composite are all good; NO RUBBER), small, medium, and large common bevelers (figure bevelers will also work fine), small, medium, and large smooth pear shaders, small, medium, and large lifters, hair line tool (swivel blade, modeling spoon, or even a needle will work), ballpoint stylus set, swivel knife, modeling spoon, and smallest and largest textured or knurled backgrounder or pear shader (most shapes will work). (These tools are "recommended", but for reasons you'll learn in class, just bring what you can and we'll make it work.)

Materials for this workshop donated/provided by:
Hermann Oak Leather Co. and Renia USA.



Saturday

17-May

9:00 am - 3:00 pm

Edward A. Whitney
Academic Center
W 208

Using Ballpoint Stylus on Tooling

\$90.00

BRANDON CORRAL

Student Limit 15

- All skill levels welcome!

Learn to use one of the most inexpensive modeling tools available to add incredible levels of detail to your tooling! In this class, Brandon will walk you through how he employs techniques to help create an illusion of depth and a scale of detail that goes beyond what bevelers alone can achieve. Take your tooling to the next level!

Materials to Bring: Tooling stone, mallet, smooth bevelers of choice, knurled backgrounders of choice, ballpoint stylus set (\$7 on Amazon), swivel knife, strop, and polished pear shaders (whatever sizes you have).

Materials for this workshop donated/provided by:
Hermann Oak Leather Co.



Thursday

15-May

1:00 pm - 4:00 pm

Whitney Center for the
Arts
WCA 235

Vests 101: Fitting

\$175.00

JULIE PIERCE

Student Limit 6

- All skill levels welcome!

This class will teach the fundamentals of garment fitting that will then be used to create a cotton canvas shell for a vest that fits. We'll talk about how to take accurate measurements, modify a pattern, construct the garment, and fine tune the fit. You'll come away with an understanding of how to make a vest that *finally fits* and a pattern that you can use for any fabric or leather. Basic machine sewing skills are helpful. {You will be using the COBRA Class 20; if you are interested in purchasing COBRA equipment at the show, call Leather Machine Company by February 1 to pre-order at +1 (866) 962-9880. Deposit required.}

Materials to Bring: Large cutting mat, rotary cutter with new blades, fabric scissors, straight edge, pen/pencil, notebook, 2 meters of medium weight cotton canvas/fabric.

Materials for this workshop donated/provided by:
Leather Machine Co., LLC



Friday

16-May

9:00 am - 3:00 pm

Whitney Center for the
Arts
WCA 110

Vests 102: The Details

\$40.00

JULIE PIERCE

Student Limit 10

- All skill levels welcome!

This class will present ideas and techniques for pockets, linings, and front closures like buttons/buttonholes or zippers. Julie will have samples and will be able to answer your questions regarding the fine finishing details that will set your vest apart. This is a 'demonstration only' class, with no sewing required from you. Julie recommends that you take Vest 101 (the workshop was called "Make a Vest That Fits" in 2023) for a greater understanding of the techniques to be presented. {You will be using the COBRA Class 20; if you are interested in purchasing COBRA equipment at the show, call Leather Machine Company by February 1 to pre-order at +1 (866) 962-9880. Deposit required.}

Materials to Bring: Note taking materials.

Materials for this workshop donated/provided by:
Leather Machine Co., LLC



Saturday

17-May

9:00 am - 11:00 am

Whitney Center for the
Arts
WCA 110

Western Style Guitar Strap

\$250.00

DON GONZALES

Student Limit 10

- Advanced

The Western Style Guitar Strap has been one of DG LeatherCraft's more popular pattern packs and its project video on their YouTube channel has been viewed by many craftsmen wanting to try their hand at making one of these. In this workshop, we will work on our floral carving skills with a focus on swivel knife work along with all other aspects of fine floral stamping. Options for each student will include incorporating some of their preferred geometric stamping, adding initials or brands, and a limited choice of finishing techniques. The project in this class will also have the option of being lined with a veg tanned liner for a smooth backing, or leaving it unlined for a more rough, natural backing. {You'll be using COBRA Class 18 and Class 26 sewing machines; if you are interested in purchasing COBRA equipment at the show, call Leather Machine Company by February 1 to pre-order at +1 (866) 962-9880. Deposit required.}

Materials to Bring: Marble/granite tooling stone, floral stamping tools, swivel knife, mallet/maul, geometric tool of your choice, maker's stamp (if you have one), trim knife, X-acto knife, blue painter's tape, #3 or #4 edger, edge slicking supplies (small can for water, canvas, rub stick, dauber), paper towels, notebook, pen/pencil, transfer film/paper, strop, cutting board, 1" bag slot punch, #10 or #12 drive hole punch, and (optional) a headlamp/magnifier.

Materials for this workshop donated/provided by:
Hermann Oak Leather Co., The Fiebing Co., Leather Machine Co., LLC, and Renia USA



Wednesday

14-May

9:00 am - 5:00 pm

Edward A. Whitney
Academic Center
W 203 A+B

Wet Forming & Molding Leather

\$125.00

CHUCK DORSETT


Student Limit 10

- All skill levels welcome!

First rule of this class: let's have fun with it! We'll start with some simple wet formed projects like a classic opera mask and a feather. From there, we'll work with common shapes and places for wet forming, such as bullet loops, holsters and pockets. We'll make molds from scratch with common items found in our shop and home and then we'll take that up a level with molds on molds, more complex molds and even a beautiful diamond plate design. Other topics of discussion will be using a leather firmer to hold our shape, baking for a harder form and how to add tooling or stamping to our mold piece.

Materials to Bring: Note taking materials. Weaver Leather will provide all of the supplies.

Materials for this workshop donated/provided by:
Weaver Leather



Friday or Saturday

16 or 17-May

1:00 pm - 5:00 pm

Edward A. Whitney
Academic Center
W 203 A

Working with Your Spouse

\$75.00

JOE & MARTI MELING

Student Limit 20

- All skill levels welcome!

Building a successful business has its challenges. Building a strong and healthy marriage has its challenges. Doing both of these together can seem like a whole new ball game. Learn strategies Marti and Joe have developed by going through the highs and lows working together day in and day out. This 2-hour open discussion will give you tools to help ease the stress that can creep into a working/personal relationship. You and your spouse have an opportunity to create the strongest team that could ever work for your business. Learn to face challenges and pursue victories together.

Materials to Bring: Note taking materials.



Wednesday

14-May

6:00 pm - 8:00 pm

Whitney Center for the
Arts
WCA 235

Zippered Bookcase Part 1: Tooling

\$200.00

NANCY MARTINY

Student Limit 15

– All skill levels welcome!

Join us for a lesson in creating an 8" x 11" floral carved panel for a zippered book case. This workshop will cover all the steps to carve your choice of several provided patterns to decorate a provided panel, or bring your own pattern for coaching on drawing designs and tooling. The panel you create can be used in Leandra Martin's Zippered Book Case: Part 2 workshop, or taken home for your own project.

Materials to Bring: All personal tools for carving leather: Stamping tools, swivel knife, maul/mallet, marble, tracing stylus, shot bag, and learning aids, such as notebook, pen, pencil, eraser, circle templates, etc.

Materials for this workshop donated/provided by:
Hermann Oak Leather Co.



Wednesday

14-May

9:00 am - 5:00 pm

Edward A. Whitney
Academic Center
W 208

Zippered Bookcase Part 2: Construction

\$350.00

LEANDRA MARTIN

Student Limit 15

– Intermediate

For this workshop, Leandra is teaming up with Nancy Martiny for an optional two-part class. If you wish to take a workshop for the tooling portion of this project, please register for Nancy's tooling workshop: Zippered Bookcase Part 1: Tooling.

Materials to Bring: Notebook, pencil, Sharpie, scissors, rotary cutter, small edger, wing dividers, small cutting mat, and clear quilter's ruler (4" x 12" is a great size, but bring whatever you have handy. Please put your name on the ruler).

Materials for this workshop donated/provided by:
Hermann Oak Leather Co., The Fiebing Company, Leather Machine Co., LLC, Renia USA, and Weaver Leather



Friday

16-May

8:00 am - 5:00 pm

Whitney Center for the
Arts
WCA 234



PREMIER LEATHER COMPETITION & GALLERY

May 16, 17, 18, 2025

This competition event is held during the Rocky Mountain Leather Trade Show in Sheridan, Wyoming. Artists and Makers from around the world are welcome to compete. There will be over \$14,000 in Cash Prizes, Ribbons, Certificates plus written feedback from the judges.

Artwork will be on display for public to view during the trade show.

PLATINUM SPONSORS • PLATINUM SPONSORS • PLATINUM SPONSORS

Bruce Johnson Leather Tools, LLC • 2 Year Sponsor

brucejohnsonleather.com ~ bruce@brucejohnsonleather.com ~ 844-584-7866

Fiebing Company, Inc. • 21 Year Sponsor

fiebing.com ~ 800-558-1033 ~ sales@fiebing.com ~ custserv@fiebing.com

Hermann Oak Leather Company • 21 Year Sponsor

hermannoakleather.com ~ Sales@hermannoakleather.com ~ 314-421-1173

Leather Artisan Lab • 2 Year Sponsor

leatherartisanlab.com ~ info@leatherartisanlab.com ~ 0034 677792817

Leather Machine Company, Inc. • 14 Year Sponsor

leathermachineco.com ~ Dave@leathermachineco.com ~ 909-930-5259

Pro - Series Tool Company • 2 Year Sponsor

505-632-7039 ~ beardclan52@gmail.com

Robert Dubler AG • 2 Year Sponsor

dubler.net

Springfield Leather Company • 16 Year Sponsor

springfieldleather.com ~ info@springfieldleather.com ~ 800-668-8518

Standing Bear's Trading Post • 2 Year Sponsor

linktr.ee/StandingBears ~ inquiry@sbearstradingpost.com ~ 818-342-9120

Weaver Leather Supply • 15 Year Sponsor

weaverleathersupply.com ~ 800-430-6278

Yonezawa Leather, LLC • 2 Year Sponsor

yonezawaleather.com ~ yonezawaleather@gmail.com

GOLD SPONSORS • GOLD SPONSORS • GOLD SPONSORS

Barry King Tools • 21 Year Sponsor

barrykingtools.com ~ barrykingtools@msn.com ~ 307-672-5657

Bork & Sons LLC • 1 Year Sponsor

borkandsons.com ~ Borksdadleryhardware.com ~ sbork1000@aol.com ~ 509-521-2484

Horse Shoe Brand Tools • 13 Year Sponsor

ranch2arena.com ~ jwatt@inreach.com ~ 559-935-2172

Marmon Custom Leather • 3 Year Sponsor

marmons.boots.saddles@gmail.com ~ 701-870-3590

Montana Leather Company • 11 Year Sponsor

montanaleather.com ~ mail@montanaleather.com ~ 406-245-1660

Silver Creek Leather Company • 9 Year Sponsor

silvercreekleather.com ~ info@silvercreekleather.com ~ 812-945-8520

Slickbald Customs • 12 Year Sponsor

slickbald.com ~ Slickbald@Slickbald.com

American Leather Direct, Inc. • 12 Year Sponsor
aleatherd.com ~ info@aleatherd.com ~ 270-526-3835

Buckeye Engraving • 14 Year Sponsor
BuckeyeEngraving.com ~ Stamps@BuckeyeEngraving.com ~ 330-677-5685

C. S. Osborne & Company • 14 Year Sponsor
csosborneleathertools.com ~ cso@csosborne.com ~ 973-483-3232

Colorado Saddle Makers Association, Inc. • 15 Year Sponsor
coloradosaddlemakers.org ~ csma-kay@hotmail.com ~ 970-487-3279

Craft Sha • 9 Year Sponsor
craftsha.co.jp ~ leathercraft info@craftsha.co.jp

Duff's Leathercare Products • 1 Year Sponsor
duffsleathercareproducts.com ~ 1gonfrarid2@gmail.com ~ 435-650-9288

Elktracks Studio, LLC • 2 Year Sponsor
 elktracksstudio.com ~ elktracksstudio@gmail.com

Flying V Enterprises, LLC • 5 Year Sponsor
rlvine@wyoming.com ~ 307-752-0701

Goliger Leather Company • 16 Year Sponsor
goligerleather.us ~ cheryl@goligerleather.com ~ 800-423-2329

Hape Saddlery • 3 Year Sponsor
HapeSaddlery.com ~ waynehape@hotmail.com

J. M. Saddler, Inc. • 15 Year Sponsor
imsaddler.com ~ imsaddler@aol.com ~ 979-693-5114

Jesse W. Smith Saddlery • 15 Year Sponsor
719- 469-2482 ~ jessewsmith8@gmail.com

Kyoshin Elle & Company, Ltd • 11 Year Sponsor
Kyoshin-elle.co.jp ~ leather-craft@kyoshin-elle.co.jp

Lace Master • 17 Year Sponsor
Lacemaster.com ~ leather@gfeller.us ~ 208-896-4935

Leather Crafter's Journal • 22 Year Sponsor
leathercraftersjournal.com ~ info@leathercraftersjournal.com ~ 715-362-5393

Maker's Leather Supply • 7 Year Sponsor
Makersleathersupply.com ~ 254-300-1881

Miller Custom Leather and Tool Company • 4 Year Sponsor
MillerCustomLeatherToolCo.com ~ 254-654-4906

Pecard Leather Care Company, Inc. • 11 Year Sponsor
 pecard.com ~ info@pecard.com

Renia GmbH • 8 Year Sponsor
renia.com ~ info@renia.com ~ +49-221-630799-0

Ron's Tool Company • 13 Year Sponsor
ronstools.com ~ tools@ronstools.com ~ 406-552-7433

Shaun Woodsum Custom Knives • 1 Year Sponsor
crosswindsforge.com ~ crosswindsforge@yahoo.com ~ 928-978-1822

Snapping Turtle Leather Company, LLC • 4 Year Sponsor
snappingturtleleathercompany.com ~ 267-371-9118

Sorrell Notions and Findings • 7 Year Sponsor
sorrell.shop ~ lisa@sorrell.shop ~ 405-282-5464

Steel Stamps, Inc. • 10 Year Sponsor
steelstampsinc.com ~ sales@steelstampsinc.com ~ 208-345-2550

Techsew Sewing Machines • 13 Year Sponsor
techsew.com ~ info@techsew.com ~ www.techsew.com ~ 866-415-8223

Vaughan Gators, LLC • 2 Year Sponsor
Vgators.com ~ broderick@vaughangators.com ~ 850-545-7661

Y-Knot Lace • 13 Year Sponsor
y-knotlace.com ~ lace@y-knotlace.com ~ 406-249-5225



Chris Andre

is a professional leather artist and maker in Colorado. Chris works mostly in cowboy action and concealed carry gun leather while dabbling in saddles, cowboy trappings and motorcycle gear. Chris is also an active and competitive member of SASS and Cowboy Fast Draw, and is a lifetime competitive shooter. Chris authors a variety of instruction and pattern packs for gun leather and other items as well as offering workshops in holster making and carving.



Julie Baugher

has been doing leatherwork and building custom leather goods for 43 years. She attended saddle making school at Spokane Falls Community College with Jesse Smith in the early 80's. Her first job was in Laramie, WY, building saddles at The Boardwalk. After running Ellensburg Saddle Company for some years, she started Julie Baugher Leather Design to continue doing custom work; it's now a full-time leather working school specializing in chap making.



Bob Brenner

Besides being a full-time saddle maker, Bob was a branch bank manager that gives him good experience in reading and analyzing profit and loss statements. He was also an account manager for a computer company that did all the data processing for area banks. Based on his wealth of knowledge gleaned from these experiences, he published a book on pricing saddles and other leather work. Bob owns Pike's Peak Saddlery in Black Forest, CO.



Nick Carter

An accomplished braider currently residing in Casper, Wyoming, Nick is a working man's braider who has been making and sometimes selling his braided goods for over 24 years. Always willing to share and learn techniques, Nick offers his services with great enthusiasm every chance he gets.



Odin Clack

traded in a cushy corporate job in Digital Marketing in 2017 to pursue growing his small leather goods brand. He first began working with leather in 2012 and quickly caught the bug. It didn't take long for him to merge his two worlds. What started off as an experiment turned into a hobby, then a business, and finally a brand.



Brandon Corral

known as Swift on the internet, is an award-winning leather artist. Having dedicated the past third of his life to leathercraft, Brandon has found a focus on leather tooling and has made it a staple of his career. Having taught marketing for the past two years, his focus has now expanded to also include spreading the knowledge of the subtle art of detailed tooling.

INSTRUCTORS [ALPHABETICAL]



Chuck Dorsett

has been a hobbyist and professional leather crafter for more than 30 years and creates the project videos and The Leather Element series for Weaver Leather Supply. His work has appeared in a number of theatrical productions, museums and motion pictures including Pirates of the Caribbean, Mortal Kombat, Just Visiting, The Man in the Iron Mask and Spamalot.



Kathy Flanagan

When she was very young, Kathy started her leathercraft career as a 4-H project, not knowing what it would lead to many years later. She has become the recipient of prestigious awards, such as the coveted Al Stohlman Award and Master Leather Artisan of the Year from the Academy of Western Artists. Figure carving has become her primary focus, and she is determined to share everything she has learned.



Dennis Forrester

is a self-taught artist with over 25 years of professional experience and the inventor of the revolutionary Leather Tattooling Machine. After a decade spent traveling the world as a tattoo artist, he launched 21Grams Leather Goods in 2021, combining his expertise in tattooing with a passion for leathercraft. Dennis's approach merges the precision of tattoo techniques with the durability of leather, resulting in bold and intricate designs. His teaching style is straightforward and hands-on, focusing on practical skills.



Sarah Garvey

is a full-time leather artist specializing in intricately tooled purses and accessories. A single mom of two, she has been designing and creating under her brand, Western Skies Handmade, since 2008. With a background as a classically trained musician, Sarah's distinct style elevates traditional craft with a fresh blend of classical and modern designs.



Justin Girsh


completed a tour in Iraq before returning to Texas in the early 2000's. Curiosity drove him to Maker's Leather Supply and he felt he had finally "come home". He and the owner, Aaron Heizer, established a friendship, and Justin found himself helping out around the shop on his days off. What he really likes about leather and leather craft is putting leather in peoples' hands who have never worked with it and introducing them to the craft.



Don Gonzales

became interested in leathercraft while in eighth grade, when a friend's father shared some simple skills with him. He went from making sheaths and belts and saddle repairs to eventually owning his own shop and going full-time in 2004. He credits Jimmy Plantt for many life lessons and skills learned, in addition to those from his many online friends. In October of 2020, Don launched a new, weekly podcast, Lost Trade. Don lives in Moulton, Texas.

INSTRUCTORS [ALPHABETICAL]



Noa Greenspan

studied leather handbag and footwear design in Tel Aviv, Israel, in 2012, then moved to NYC and studied accessory design at FIT (Fashion Institute of Technology). In 2017, she started working with exotic leathers and hasn't stopped! She is currently the creative director at Pan Am Leathers.



Wayne Hape

will use what he's learned from years of saddle making with father, Chester Hape, and on his own in his shop to teach you how to prepare thread and materials for precise hand sewing. Using a hand awl and needles you'll master efficiency and perfection for both flat work and box stitching. This workshop will focus on mastering techniques rather than finishing a project.



Aaron Heizer

has been working with leather since 2001. While in the Army, he found that it was a hobby he could take with him to most places. Aaron now owns Maker's Leather Supply in Elm Mott, Texas, offering a continuously growing inventory of leatherworking tools, templates, colors, and other supplies on his website and through his retail storefront. Aaron enjoys answering all manner of leatherworking questions during his "Ask Away Monday" sessions on Facebook.



Jim Jackson

Jim's leather shop is associated with The Brinton Museum in Bighorn, Wyoming - where he displays his work and conducts discussions about leather design, carving processes and regional history. For many years he designed, tooled, and built leather goods for King's Saddlery (his shop was in King's Western Museum). He has been honored with a National Heritage Fellowship from the National Endowment for the Arts, Master Leather Artisan of the Year by the Academy of Western Artists, and the Al Stohlman Award.



Sheryl Katzke

interest in leathercraft started 1997 when she found a set of tools at a flea market. Those tools propelled her on a journey in leather she could not have imagined. Over the last 25 years, she has had the privilege to study and learn different tooling techniques from several of the masters.



Ryan King

was born and raised in Sheridan, Wyoming, has been doing leather work on and off for a little over twenty years at the family business, King's Saddlery, where Ryan is best known for his wallets. Ryan credits any success in his work to his father, for letting him have a creative use of his mind at work, and to his older brother, Barry, for the hard-to-swallow feedback, and, of course, quality leather tools. He also credits his mother, for constantly harassing him to complete orders.



Bob Klenda

has been carving leather since 1959 and making saddles since 1962. As past president and founding member of the CSMA, he is accustomed to teaching saddle making and leather carving. Bob is primarily self-taught and is eager to share his knowledge with others. He is a recipient of the Howard Munsell Award for promotion of the art of saddle making, and in 2010 he received the AI Stohlman Award for Achievement in Leathercraft.



Serina Lee

began playing with leather in 2009, being self taught until she attended her first leather show in Prescott in 2015. Her eyes were opened up to so much! Serina lives in Central California where she creates her leather goods. Serina is also on a team of bag makers who put on many classes through Zoom online each year. Serina and her husband live on a small farm where they raise many animals. She loves to spend time with her 8 grandchildren, visiting family in other states, trail riding, loving on animals and woodworking.!



Yves Lesire

started as a self-taught leathercrafters during the first 25 years of his career, working with leather while in the French Navy, and later as a waiter on cruise ships. He began making western saddles after attending Fred Harsant's school. He is now a full-time western saddle maker and teacher. Yves is a founding member and a former president of the European Cowboy Gear Maker and Artist Association.



Annie Libertini

is an award-winning leather artist living in Spokane, WA. Her leather masks and other work have been featured on television on Once Upon a Time, Z Nation, and Gotham, as well as in many photo shoots and theater productions in the U.S. and beyond. Annie travels to teach leather crafting workshops all over the country as well as teaching online at elktracksstudio.com. She was the 2023 recipient of the AI Stohlman Award for Achievement in Leathercraft. More information about her work can be found at www.annielibertini.com.



Jim Linnell

was born and raised on a ranch in eastern Montana, and has had leather working in his blood ever since his first visit to the Miles City Saddlery. He has spent over 50 years in the leather industry. Through the business he started in retirement, www.elktracksstudio.com, Jim has instructed Whether in a large group or private classes, He is the 2002 recipient of the AI Stohlman Award for Achievement in Leathercraft.



Michael Magnus

is a former Advertising Professor who now shares marketing insights dedicated specifically to the needs of the leatherworker, both through live workshops and his monthly column of "Magnus' Marketing Minute". Over the last 10 years, Magnus has worked with some of the largest brands in the leathercraft industry, guiding digital strategy, publicity, eCommerce, and more. Magnus has also run marketing campaigns for businesses looking to expand their reach.

INSTRUCTORS [ALPHABETICAL]



Leandra Martin

is an Idaho native, working in the leather industry full time for the last seven years. Leandra specializes in high end purse design and construction with a western flare. She has designed many of her own patterns and enjoys the process of designing and construction. She has recently began teaching classes to share her techniques with others in the industry.



Nancy Martiny

is a 35 year saddle maker and 50 year leather carver. She has learned, and continues to study, with the best to improve her work and help others. She works from her home ranch studio in Idaho.



Kendall Mckenzie

is an award-winning artist with over a decade of experience working across various mediums. Her creative journey led to the development of Eldorado Style, a unique carving technique that emphasizes the natural flow of design, purposeful use of space, and a sense of movement. Kendall's work blends traditional and contemporary styles, and through her workshops, she shares her passion for artistic expression, helping others explore new approaches to their craft.



Joe Meling

owns and operates 23+ in Pendleton, OR. He has been tooling leather since 2005. Through his YouTube channel, online courses, and in person classes, Joe specializes in helping beginning leather toolers. The ah-ha moments that students have, continues to fuel his drive to simplify the learning process.



Kay Orton

loves helping young people learn and enjoy leathercraft. She has been teaching 4-H leathercraft for the past 50 years and has organized a youth leathercraft workshop and leader training each February in Grand Junction, CO. for the past 27 years. In 2004 she joined the Colorado Saddle Makers Association. She received the AI Stohlman award in 2012.



Julie Pierce

has been sewing by hand for as long as she can remember and on a machine since a 1970 home economics class. In the years since, Julie has made everything from bridal gowns to rodeo royalty wear. Julie first began making leather clothing in 2009, when she completed a leather jacket to wear at the National Finals Rodeo in Las Vegas. Currently, Julie operates JJ Pierce Co. in Lewiston, Idaho, making bespoke leather garments.



Daniel Reach

As a lifelong artist, Daniel Reach has dabbled in just about everything, but the two niches that have inspired his creative side more than any others are leatherworking and airbrushing. In his early 20s, he apprenticed under one of the top 10 airbrush artists in the world. As a leather artist, Daniel is a Master Leather Craftsman, and a multi-award winning artist who teaches on two YouTube channels, including Weaver Leather Supply and The LeatherVerse.



Isaac Romero

started with leather as a hobbyist around 1994. He studied at the Arts and Crafts Leather School in Cordoba (Spain) and Loewe's Leather Design, receiving a Master's Degree. He has been a full-time leather worker since 2003. Since 2018, he's been sharing his knowledge, offering classes in different countries. In 2020, he started his business, Leather Artisan Lab, selling carefully selected premium leather tools.




Derek Rudolph

is a leatherworker and Operations Manager at Silver Creek Leather. In that position, he is responsible for buying leather and the production of the company's RealLeather line of products. He is a former elementary school teacher and BSA Camp Director. Derek enjoys sharing his knowledge of leather and leathercrafting with others, especially young people..



Diane Scalese

has been hand engraving for over 30 years. Beginning with silver engraving on the bits and spurs that she and her husband Bob built, Diane also began building and engraving saddle silver, belt buckles, and jewelry. Diane is a Master Engraver in the Firearms Engravers Guild of America, a Colt Master Engraver with the Colt Collectors Association, and a 2018 inductee in the National Cowgirl Hall of Fame in Ft. Worth, Texas.



Steve Stephenson

In the winter of 1968-69, Steve heard of a saddle making school in Ralston, Wyoming, which he signed up for. It was his good fortune to discover that Cliff Ketchum was the instructor. Through Cliff, Steve met Don King and was immediately captivated by his sense of design and leather carving. Steve had he had the good fortune to move to Sheridan, Wyoming and worked with Bill Gardner, Don King, and Chester Hape.



Brodrick Vaughan

owns Vaughan Gators in Tallahassee, Florida. What started as a new hobby for an avid lifetime hunter turned into a full-time job as a nuisance alligator trapper for the Florida Wildlife Commission. Broderick began tanning all of his own hides at Sebring Custom Tanning. The unique experience of being a part of the entire production process, from capturing the live alligator to making the finished goods, is what led him to develop a passion for leatherwork.

INSTRUCTORS [ALPHABETICAL]



Jürgen Volbach

is a leatherworker from Cologne, Germany, who had his first lessons 30 years ago with the famous boot and saddle maker, Don Atkinson in Kerrville/Ingram, Texas. He worked with leather every day, making leather designs and toolings and carvings for clients using old and new leather skills. He is the 2020 recipient of the AI Stohman Award for Achievement in Leathercraft.



Carlos Williams

Growing up with the nature of Hawaii inspired Carlos Williams' color themes that he transfers onto leather. Kauai plant and tree life has had a huge influence with his style of dying. Rainbow eucalyptus trees have also become a huge part of what informs his style of leather work. You can view more of Carlos' work on Instagram at [lospalanileathercreations](https://www.instagram.com/lospalanileathercreations).



KING'S SADDLERY KING ROPES

...would like to invite you all to their annual ...

KING RECEPTION

Enter via the alley behind King's Saddlery • King Ropes
184 North Main Street, Sheridan, WY

THURSDAY MAY 15TH, 2025



WITH A PERFORMANCE BY THE 7TH CAVALRY DRUM AND BUGLE CORP.



HEART of TEXAS
LEATHER SHOW

**Heart of Texas
Leather Trade Show**
Waco, Texas
August 8-9, 2025



**Southwest Leather
Workers Trade Show**
Prescott, Arizona
February 20-22, 2026



**Rocky Mountain
Leather Trade Show**
Sheridan, Wyoming
May 15-17, 2026

WORKSHOP SPONSORS

