

2025

HEART *of* **TEXAS**
L E A T H E R S H O W

HOSTED BY

**LEATHER
CRAFTER'S** JOURNAL



2024 Last Minute Leather Shootout Winner Kendall McKenzie

WACO, TEXAS - AUGUST 8th & 9th

TABLE OF CONTENTS

- 1 Heart of Texas Reception
- 2 Trade Show Week at a Glance
- 3 Trade Show Information
- 4 Waco Convention Center
- 5 Last Minute Leather Shootout
- 6 Workshop Timetable
- 8 List of Workshops by Instructor
- 9 Workshop Registration Information
- 10 Workshop Descriptions (Alphabetical)
- 34 Instructor Bios (Alphabetical)
- 38 Workshop Sponsors

HEART *of* TEXAS RECEPTION

Thursday August 7th, 2025

5:30pm to 10pm

Complimentary

BBQ

Drinks

Shuttle



Waco Convention Center



Reception



JAMES A. EDMOND POST 121

722 LEROY PKWY, ELM MOTT, TX 76640

TRADE SHOW • AT A GLANCE

FREE ADMISSION TO THE SHOW

All of the workshops and the trade show will take place
at the Waco Convention Center.

TUES
AUG. 5TH

Workshops: 8:00 am ~ 9:00 pm

WED
AUG. 6TH

Workshops: 8:00 am ~ 9:00 pm

THURS
AUG. 7TH

Workshops: 8:00 am ~ 5:00 pm
Trade Show Set-Up: 8:00 am ~ 5:00 pm
Heart of Texas Reception: 5:30 pm ~ 10:00 pm

FRI
AUG. 8TH

Workshops: 8:00 am ~ 5:00 pm
Trade Show: 9:00 am ~ 6:00 pm

SAT
AUG. 9TH

Workshops: 8:00 am ~ 5:00 pm
Trade Show: 9:00 am ~ 5:00 pm

HOSTED BY
LEATHER CRAFTERS' JOURNAL

TRADE SHOW INFORMATION

TRADE SHOW HOURS

Friday, August 8th
Saturday, August 9th

9:00 am - 6:00 pm
9:00 am - 5:00 pm

WORK SHOPS

August 5th ~ August 9th

TRADE SHOW LOCATION



WACO CONVENTION CENTER

100 Washington Ave
Waco, TX 76701

TRADE SHOW • WORKSHOPS

DIRECTIONS FROM I-35:

- West on S. Martin Luther King Jr BVLVD
- Left (south) on Franklin Ave
- The parking lot for the Waco Convention Center is located on Franklin Ave and S. 3rd St

HOST HOTEL

Waco Hilton

113 South University Parks Drive
Waco, Texas 76701-2241, USA

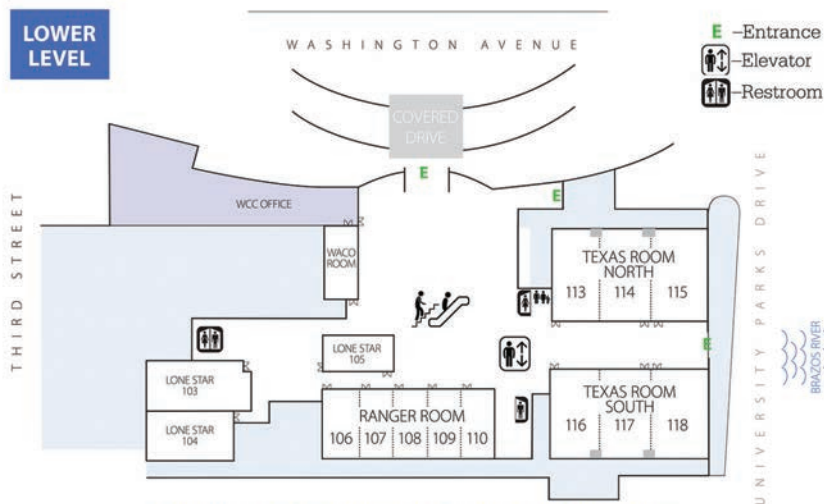
Group Code HOT (Heart of Texas) Phone 254-754-8484

WACO CONVENTION CENTER



100 Washington Ave – Waco, TX 76701

LOWER LEVEL



A virtual tour of the Waco Convention Center is available at WacoCC.com.

SHOOTOUT



This contest is intended to replicate a real world scenario where we as craftsmen and craftswomen don't always have an abundant amount of time to plan out and create a perfect project. This project must be completed between the date of the announcement and the due date. This year, we are not giving out an entire project, forcing everyone to make the exact same project. However, there are guidelines and rules which the project must fall within to be a valid entry.



Details will be announced
Wednesday, July 2nd, 2025



ARTISTS MUST preregister online
with the Leather Crafter's Journal
by **Thursday, July 31st**



Judging will take place on
Wednesday, August 6th



The artwork will be displayed
during the trade show
**Friday, August 8th, &
Saturday, August 9th**

2025 HEART OF TEXAS

	Ranger 106	Ranger 107	Ranger 108	Ranger 109	Ranger 110	
TUE A.M. 8/5						
TUE P.M. 8/5						
TUE EVENING 8/5						
WED A.M. 8/6	Alligator Leather Makeup Bag VAUGHAN			Modifying Floral Stamps MILLER		
WED P.M. 8/6			Tooling for Complete Beginners CORRAL		Introduction to Tattooing FORRESTER	
WED EVENING 8/6			Making Online Content that Works CORRAL			
THU A.M. 8/7	Alligator Leather Purse VAUGHAN		Perfecting Your Templates Digitally CORRAL		Basic Saddle Repair Part 1 KLENDIA	
THU P.M. 8/7			Using Ballpoint Stylus on Tooling CORRAL		Basic Saddle Repair Part 2 KLENDIA	
FRI A.M. 8/8	Bringing Leather to Life REACH		Selling Your Work Online CORRAL		Color Patterning on Leather WILLIAMS	
FRI P.M. 8/8	Aged to Perfection REACH					
SAT A.M. 8/9	3 Dimensional Leather Workshop REACH	Pricing Your Work BRENNER	Tooling and Detailing Realistic Skulls CORRAL	SCL'S Introduction to Leathercraft for Youth JAEGER		
SAT P.M. 8/9				SCL'S Workshop for Veterans GIRSH		

WORKSHOP TIMETABLE

TX North 113	TX North 114	TX North 115	TX South 116	TX South 117	TX South 118
Shotgun Chaps Pattern Drafting <i>BAUGHER</i>		Floral Carving Depth and Realism <i>GONZALES</i>		Soft-Sided Laptop Case <i>HEIZER</i>	Fundamentals of Floral Carving <i>MELING</i>
Basic Shotgun Chaps Construction <i>BAUGHER</i>	All About Using Alligator <i>VAUGHAN</i>				
	All About Piping <i>MARTIN</i>				Shifting Gears <i>MELING</i>
	Zippered Bible Case <i>MARTIN</i>	Western Style Guitar Strap <i>GONZALES</i>	Professional Holster Making with Slickbald <i>ANDRE</i>	Building the Pony Express Satchel <i>HEIZER</i>	Build a Belt <i>MELING</i>
	All About Zippers <i>MARTIN</i>		Slickbald's Demystifying the Stitcher <i>ANDRE</i>		Working with Your Spouse <i>MELING</i>
	Mini Crossbody Purse <i>MARTIN</i>	Beginner's Floral Carving <i>GONZALES</i>	Professional Sheath Making with Slickbald <i>ANDRE</i>	Precision Stamping with Barry King <i>KING</i>	Fading Swivel Knife Cuts & Bevels <i>MELING</i>
		Carving Influence of F.O. Baird <i>LINNELL</i>		Pattern Devo. for Handbags <i>GREENSPAN</i>	
Building the Chapron <i>BAUGHER</i>	Open Flat Cosmetic Bag <i>MARTIN</i>	Pictorial Carving with Barry King's Stamps <i>LINNELL</i>			
How to Market Your Business <i>CLACK/MAGNUS</i>	Leather Inlay Embellishments <i>MARTIN</i>	Fearless Swivel Knife Use <i>LINNELL</i>			
Build a Better Business <i>CLACK/MAGNUS</i>					

LIST OF WORKSHOPS (BY INSTRUCTOR)

INSTRUCTOR	TITLE	DAY(S)	TIME	FEE
Andre	Professional Holster Making with Slickbald	WED	8:00 am - 5:00 pm	\$200
Andre	Professional Sheath Making with Slickbald	THU	8:00 am - 5:00 pm	\$300
Andre	Slickbald's Demystifying the Stitcher: Classes 4 and 26	WED	6:00 pm - 8:00 pm	\$95
Baughner	Basic Shotgun Chaps Construction	TUE-THU	See description	\$850
Baughner	Building the Chapron	FRI	9:00 am - 5:00 pm	\$275
Baughner	Shotgun Chaps Pattern Drafting	TUE	8:00 am - 12:00 pm	\$175
Brenner	Pricing Your Work	SAT	8:00 am - 12:00 pm	\$125
Corral	Making Online Content That Works	WED	6:00 pm - 9:00 pm	\$90
Corral	Perfecting Your Templates Digitally	THU	8:00 am - 12:00 pm	\$90
Corral	Selling Your Work Online	FRI	9:00 am - 5:00 pm	\$140
Corral	Tooling and Detailing Realistic Skulls	SAT	9:00 am - 3:00 pm	\$125
Corral	Tooling for Complete Beginners	WED	1:00 pm - 5:00 pm	\$90
Corral	Using Ballpoint Stylus on Tooling	THU	1:00 pm - 4:00 pm	\$90
Forrester	Introduction to Tattooling	WED	1:00 pm - 4:00 pm	\$95
Girsh	Silver Creek Leather's Workshop for Veterans	SAT	1:00 pm - 4:00 pm	\$0
Gonzales	Beginner's Floral Carving	THU	8:00 am - 12:00 pm	\$125
Gonzales	Floral Carving Depth and Realism	TUE	9:00 am - 5:00 pm	\$190
Gonzales	Western Style Guitar Strap	WED	9:00 am - 5:00 pm	\$250
Greenspan	Pattern Development for Handbags	THU	1:00 pm - 5:00 pm	\$150
Heizer	Building the Pony Express Satchel	WED	8:00 am - 5:00 pm	\$300
Heizer	Soft-Sided Laptop Case	TUE	8:00 am - 5:00 pm	\$350
Jaeger	Silver Creek Leather's Introduction to Leathercraft for Youth	SAT	9:00 am - 12:00 pm	\$0
King	Precision Stamping with Barry King	THU	8:00 am - 12:00 pm	\$125
Klenda	Basic Saddle Repair Part 1 (Western Saddles)	THU	8:00 am - 12:00 pm	\$125
Klenda	Basic Saddle Repair Part 2 (Western Saddles)	THU	1:00 pm - 5:00 pm	\$125
Linnell	Carving Influence of F.O. Baird	THU	1:00 pm - 5:00 pm	\$125
Linnell	Fearless Swivel Knife Use	SAT	8:00 am - 12:00 pm	\$125
Linnell	Pictorial Carving with Barry King's Stamps	FRI	9:00 am - 5:00 pm	\$175
Magnus/Clack	Build a Better Business	SAT	1:00 pm - 5:00 pm	\$125
Magnus/Clack	How to Market Your Business	SAT	8:00 am - 12:00 pm	\$125
Martin	All About Piping	TUE	6:30 pm - 8:30 pm	\$85
Martin	All About Zippers	WED	6:30 pm - 8:30 pm	\$85
Martin	Leather Inlay Embellishments	SAT	8:00 am - 12:00 pm	\$150
Martin	Mini Crossbody Purse	THU	8:00 am - 5:00 pm	\$375
Martin	Open Flat Cosmetic Bag	FRI	8:00 am - 5:00 pm	\$325
Martin	Zippered Bible Case	WED	8:00 am - 5:00 pm	\$350
Meling	Build a Belt	WED	8:00 am - 4:00 pm	\$250
Meling	Fading Swivel Knife Cuts & Bevels	THU	8:00 am - 12:00 pm	\$125
Meling	Fundamentals of Floral Carving	TUE	9:00 am - 5:00 pm	\$200
Meling	Shifting Gears: Scaling from a Hobby to a Business	TUE	6:00 pm - 8:00 pm	\$125
Meling	Working with Your Spouse	WED	6:00 pm - 8:00 pm	\$75

LIST OF WORKSHOPS (BY INSTRUCTOR)

Miller	Modifying Floral Stamps	WED	9:00 am - 1:00 pm	\$125
Reach	3 Dimensional Leather Workshop	SAT	8:00 am - 5:00 pm	\$175
Reach	Aged to Perfection: Creating the Illusion of Time	FRI	1:00 pm - 4:00 pm	\$85
Reach	Bringing Leather to Life: Color Techniques for Art & Carving	FRI	9:00 am - 12:00 pm	\$85
Vaughan	All About Using Alligator	TUE	1:00 pm - 4:00 pm	\$75
Vaughan	Alligator Leather Makeup Bag	WED	8:00 am - 5:00 pm	\$185
Vaughan	Alligator Leather Purse	THU	8:00 am - 5:00 pm	\$245
Williams	Color Patterning on Leather	FRI	9:00 am - 5:00 pm	\$175

WORKSHOP REGISTRATION

PAYMENT / REGISTRATION OPTIONS:

Register via our website:

leathercraftersjournal.com/heart-of-texas/

1. Add workshops to your cart and pay online safely with PayPal or Credit Card
2. We will confirm your registration(s) via email after receipt of payment

Call us! 715-362-5393

1. Call Monday-Friday, 08:00am - 5:00pm CST and pay with credit card or PayPal
2. We will confirm your registration(s) via email after receipt of payment

Registering for someone else? Be sure to record their name as the student in the Order Notes box (located under the Shipping Address) when you check out.

ALL STUDENTS need to check in before their first workshop at the Box Office inside the Waco Convention Center.

CANCELATION POLICY

There is a \$25 administration fee for canceling a workshop.

The cost of each workshop will be refunded minus the \$25 fee.

No refunds for workshops after August 4, unless otherwise noted.

HELPFUL HINTS FOR STUDENTS:

- Sharpen your tools before each workshop
- Please refrain from wearing perfumes/colognes
- Bring a magnifier/headlamp
- Make a traveling cutting/stamping board

Heart of Texas
webpage



3 Dimensional Leather Workshop

\$175.00

DANIEL REACH

Beginner - Student Limit 15

Join Daniel for a one-day, 3D leather workshop where we'll create a covered bridge over a dry riverbed – entirely from leather. You'll explore techniques for shaping and texturing leather to form rocks, grass, wood, and structural elements, bringing depth and realism to the piece. This workshop is open to all skill levels, whether you're looking to refine your skills or try something new. Expect a relaxed, hands-on environment with plenty of room for creativity and problem-solving.

Materials to Bring: Hot glue gun, hot glue sticks, Super Glue (recommend Starbond Superfast Thin), Insta-set (recommend Bob Smith Industries), modeling tools, swivel knife, small sifter (like you use for sifting flour), hair dryer, tweezers, small fan recommended but not necessary, and edge bevel (size 2 preferred, but most sizes will work). A magnifier, headlamp, etc. are optional.

Materials for this workshop donated/provided by:

Hermann Oak Leather Co., The Fiebing Co., Renia USA, and Weaver Leather



Saturday

9-Aug

8:00 am - 5:00 pm

Waco Convention Center

Ranger 106

Aged to Perfection: Creating the Illusion of Time

\$85.00

DANIEL REACH

Beginner - Student Limit 20

In this workshop, Daniel will be demonstrating techniques for creating the illusion of age on a 3D leather project, drawing from the same methods used in my award-winning pieces The Homestead and The Lazarus (pirate ship). You'll explore a range of aging techniques, including wet and dry applications, as well as 3D texturing, to add depth, character, and a sense of history to your work. These methods are adaptable to various types of leather projects, from scenic compositions to traditional carving. Whether you're looking to create a timeworn patina or dramatic weathering effects, this session will give you the tools to bring authentic aging to your leatherwork.

Materials to Bring: Pen, paper, and snacks.



Friday

8-Aug

1:00 pm - 4:00 pm

Waco Convention Center

Ranger 106

All About Piping

\$85.00

LEANDRA MARTIN

All skill levels welcome! – Student Limit 25

In this class Leandra will show you how to create your own piping for use in bag making and other leather applications. You will create your own piping sample piece as well as observe Leandra's techniques for applying this skill to bag making. You will use the Cobra Class 26 for sewing and Leandra will demo the NP4 Bell Knife Skiver to create thin strips of leather for piping. {You'll be using COBRA Class 20 and 26 sewing machines and the NP4 Bell Knife Skiver; if you are interested in purchasing COBRA equipment at the show, call Leather Machine Company by Aug. 1 to pre-order at +1 (866) 962-9880. Deposit required.}

Materials to Bring: Scissors and note taking materials.

Materials for this workshop donated/provided by:
Leather Machine Co.



Tuesday

5-Aug

6:30 pm - 8:30 pm

Waco Convention Center

Texas North 114

All About Using Alligator

\$75.00

BRODERICK VAUGHAN

All skill levels welcome! – Student Limit 15

Join Broderick to discuss the best areas of the alligator skin to use for different projects, such as the best areas used for belts, wallets, purses, boots, and saddle seats. He will also demonstrate the techniques he uses to dye a piece of crust alligator skin, as well as how to re-dye a finished skin sample.

Materials to Bring: Notebook, pencil/pen, camera and questions.

Materials for this workshop donated/provided by:
The Fiebing Company and Vaughan Gators



Tuesday

5-Aug

1:00 pm - 4:00 pm

Waco Convention Center

Texas North 114

All About Zippers

\$85.00

LEANDRA MARTIN

All skill levels welcome! – Student Limit 25

In this hands-on and demo class Leandra will show you how to create your own made-to-length zippers using YKK solid brass zippers. You will create your own length of zipper and learn how to carefully remove teeth and add a slider and end stops easily. Leandra will then demo pocket construction using leather and fabric for the liner. {You'll be using a COBRA Class 26 sewing machine; if you are interested in purchasing COBRA equipment at the show, call Leather Machine Company by Aug. 1 to pre-order at +1 (866) 962-9880. Deposit required.}

Materials to Bring: If you have your own pair of side cutters, bring them. Leandra will also have side cutters available for purchase.

Materials for this workshop donated/provided by:
Leather Machine Co., LLC and Weaver Leather



Wednesday

6-Aug

6:30 pm - 8:30 pm

Waco Convention Center
Texas North 114

Alligator Leather Makeup Bag

\$185.00

BRODERICK VAUGHAN

All skill levels welcome! – Student Limit 10

In this workshop, you will be constructing a makeup bag using brown tone alligator skin. Broderick will talk about selecting the correct section of hide to use. The bag construction includes installing a zipper and also a cloth lining. {You'll be using a COBRA Class 26 sewing machine; if you are interested in purchasing COBRA equipment at the show, call Leather Machine Company by Aug. 1 to pre-order at +1 (866) 962-9880. Deposit required.}

Materials to Bring: Notebook, pencil/pen, camera and any questions you may have.

Materials for this workshop donated/provided by:
Leather Machine Co. LLC, Renia USA, and Vaughan Gators



Wednesday

6-Aug

8:00 am - 5:00 pm

Waco Convention Center
Ranger 106-107

Alligator Leather Purse

\$245.00

BRODERICK VAUGHAN

All skill levels welcome! - Student Limit 10

Construct a purse with exotic leather, combining various brown tones of alligator skin. Broderick will show you the best places on the hide to cut out the necessary parts. This purse closes with magnetic snaps, which Broderick will show you how to properly position and install. This beautiful project will be machine stitched. {You'll be using the COBRA MP Burnisher and COBRA Class 26 sewing machine; if you are interested in purchasing COBRA equipment at the show, call Leather Machine Company by Aug. 1 to pre-order at +1 (866) 962-9880. Deposit required.}

Materials to Bring: Notebook, pencil/pen, camera and any questions you may have.

Materials for this workshop donated/provided by:

The Fiebing Company, Leather Machine Co., LLC, Renia USA, and Vaughan Gators



Thursday

7-Aug

8:00 am - 5:00 pm

Waco Convention Center

Ranger 106-107

Basic Saddle Repair Part 1 (Western Saddles)

\$125.00

BOB KLENDLA


All skill levels welcome! - Student Limit 15

The focus of this workshop is to provide a solid foundation for anyone already repairing saddles and tack or contemplating doing it. Subject matter consists of the basics of business, understanding what leather to use for what, hide composition and the expected yield from a hide, how to price leather, related materials and labor. Also covered: how to cut leather, suitable tools, necessary tools, workspace, workbenches, machines needed along with tailoring your business to match your location and abilities. If time permits, Bob will focus on recreating worn and lost parts and matching new to old leather. {Bob will be using COBRA Class 4, a COBRA Burnisher, and a COBRA Splitter; if you are interested in purchasing COBRA equipment at the show, call Leather Machine Company by Aug. 1 to pre-order at +1 (866) 962-9880. Deposit required.}

Materials to Bring: Notebook, pencils, camera, and questions; you're welcome to bring samples of things you have questions about (even saddles).

Materials for this workshop donated/provided by:

Hermann Oak Leather Co., The Fiebing Co., Leather Machine Co., LLC, Renia USA, Ron's Tool Co., and Klenda Custom Saddles.



Thursday

7-Aug

8:00 am - 12:00 pm

Waco Convention Center

Ranger 110

Basic Saddle Repair Part 2 (Western Saddles)

\$125.00

BOB KLEND

All skill levels welcome! – Student Limit 15

The focus of this workshop is to provide a solid foundation for anyone already repairing saddles and tack or contemplating doing it. Subject matter consists of explaining as well as showing what is repairable, what isn't, and why it isn't. Examples of good and poorly done repairs and explanation of what constitutes good and poor work. Examples as well as explanation of the makeup of saddle trees, materials their made of, bar design and what constitutes a good or poor fit. Saddle design and its relationship to providing good service or causing problems. Saddle care, cleaning and what products are expected to do what. Saddle parts, the role they play and what is expected of each. Examining a saddle so as to diagnose potential problems, where to look and what to look for. {Bob will be using COBRA Class 4, a COBRA Burnisher, and a COBRA Splitter; if you are interested in purchasing COBRA equipment at the show, call Leather Machine Company by Aug. 1 to pre-order at +1 (866) 962-9880. Deposit required.}

Materials to Bring: Notebook, pencils, camera, and questions; you're welcome to bring samples of things you have questions about (even saddles).

Materials for this workshop donated/provided by:

Hermann Oak Leather Co., The Fiebing Co., Leather Machine Co., LLC, Renia USA, Ron's Tool Co., and Klenda Custom Saddles.



Thursday

7-Aug

1:00 pm - 5:00 pm

Waco Convention Center

Ranger 110

Basic Shotgun Chaps Construction

\$850.00

JULIE BAUGHER


All skill levels welcome! – Student Limit 5

This workshop is the natural successor to Shotgun Chaps Pattern Drafting, which must be taken prior to this workshop. In this workshop, you will build a beautiful pair of basic shotgun chaps, learning along the way all the essential construction skills and simple methods Julie has developed over 35 years of chap making. She will go over how to take measurements and use them to draft a custom pattern that fits, discussing also how to adjust future patterns you may need to draft for a wide variety of body shapes. With Julie's help, you'll draft a pattern and construct a pair of zippered shotgun chaps from leather you choose (from the following list) and bring to class. Your custom shotguns will include fringe, zippers, a front belt buckle, laced-in back belt, and simple yokes which will be provided (no tooling or stamping; we will only be concentrating on construction!) After completing this workshop, you will have a nice set of shotguns that fit great and are ready to go to work, and a good knowledge base from which to work when you build your next pair. And, if there is time after everyone has completed their project, we'll go over some cool detail work and bonus skills as well! Come, learn with Julie...and #useyourgifts! {You'll be using COBRA Class 20 and Class 26 sewing machines and a COBRA NP4 bell knife skiver; if you are interested in purchasing COBRA equipment at the show, call Leather Machine Company by Aug. 1 to pre-order at +1 (866) 962-9880. Deposit required.} Workshop duration: 2.5 days/Tue: 1-5 pm, Wed: 9 am - 5 pm, and Thu: 9 am - 5 pm.

Materials to Bring: Leather: You must purchase one side of leather from the following list and bring it with you to the workshop. Purchase two sides if you are a taller/larger person, or if you would like two-tone fringe in a different color. Choose from: JBLD line (4/5 oz) at Maker's Leather Supply (254-300-1881) or Hide and Leather House's Glovetan 5/5.5 oz, Cheyenne 4/4.5 oz, or Granada 3.5/4 oz (888-HIDE-HOUSE). You will also need to bring an Omni Quilters Grid 6" x 24", tape measure, pencils, white/silver pen, edger, stitch groover (optional), cutting tools of your choice, utility knife, rotary cutter, head knife, and a large cutting pad (larger is better). Julie is traveling from Washington and will not have extra supplies; please be sure you have all that you need before class!

Materials for this workshop donated/provided by:

Hermann Oak Leather Co., Leather Machine Co., LLC, Renia USA, and Weaver Leather Supply



Tuesday-Thursday

8/5-8/7

TUE 1:00 pm - 5:00 pm;

WED 9:00 am - 5:00 pm

THU 9:00 am - 5:00 pm

Waco Convention Center

Texas North 113

Beginner's Floral Carving

\$125.00

DON GONZALES

Beginner/Intermediate - Student Limit 18

This beginner-level workshop is focused on working to develop a quality foundation in leather floral carving and stamping. The patterns that you will use in this workshop are designed to teach you the proper techniques for carving and developing a pattern. Students will focus on proper swivel knife skills and smooth beveling, which is the basis for a properly tooled piece of floral work. You will also work on backgrounding, pear shading, and decorative cutting to finish a pattern that looks beautiful. If you are new to floral carving or want the opportunity to step back and work on fundamentals, then this workshop will be very helpful. Bring your tools and Don will bring the leather and patterns. Let's stamp some leather!

Materials to Bring: Floral carving and stamping tools, pressurized water sprayer, tooling stone, mallet/maul, swivel knife, and a strop.

Materials for this workshop donated/provided by:
Hermann Oak Leather Co.



Thursday

7-Aug

8:00 am - 12:00 pm

Waco Convention Center

Texas North 115

Bringing Leather to Life: Color Techniques for Art & Carving

\$85.00

DANIEL REACH

Beginner - Student Limit 20

In this workshop, Daniel will demonstrate three unique techniques for adding color to leather artwork, with a focus on pictorial and portrait work. These methods can bring depth, realism, and vibrancy to your designs, but they're also adaptable for Sheridan-style carving. Whether you're looking to refine your coloring skills or explore new approaches, this session will provide insight into how different techniques interact with leather. Expect a mix of demonstration and discussion, with plenty of opportunities to ask questions along the way.

Materials to Bring: Pen, paper, and snacks.



Friday

8-Aug

9:00 am - 12:00 pm

Waco Convention Center

Ranger 106

Build a Belt

\$250.00

JOE MELING*Intermediate – Student Limit 15*

Build yourself a new belt! During this workshop you will apply the fundamentals of floral carving and basic stamping to create a single layer heirloom belt. Learn dye and finish techniques along with edge slicking and snap setting. As part of this class, we will cover a basic measuring strategy to ensure the best fit for yourself, as well as custom orders. The amount of tooling and stamping will vary depending on your experience level coming into the class to ensure that you leave with a finished product.

Materials to Bring: Tooling stone, mallet/maul, stylus, swivel knife, tools for carving and stamping (checked bevelers, vertical lined thumbprint, veiner, mules foot, flower center, backgrounder, border stamp, geometric/basket stamp), pressurized water sprayer, and note taking materials. (Also bring a headlamp if desired).

Materials for this workshop donated/provided by:

Hermann Oak Leather Co., The Fiebing Company, and Silver Creek Leather



Wednesday

6-Aug

8:00 am - 4:00 pm

Waco Convention Center

Texas South 118

Build a Better Business

\$125.00

MICHAEL MAGNUS & ODIN CLACK*All skill levels welcome! – Student Limit 20*

Led by business owners Odin Clack (Odin Leather Goods) and Michael Magnus (Co-Founder of Elktracks Studio, Magnus Opus), this workshop is focused on developing your business strategy. Throughout this lecture-driven class, the goal is to help students find direction for their business, determine their product mix, learn how to measure success, and develop a plan on how to get there. This class welcomes businesses of all stages and sizes and encourages questions and curiosity. The intention of the class is for students to walk out with a notebook full of ideas and a proactive plan for meeting some of their business goals.

Materials to Bring: Notebook, pencil/pen, curiosity, and lots of questions.



Saturday

9-Aug

1:00 pm - 5:00 pm

Waco Convention Center

Texas North 113

Building the Chapron

\$275.00

JULIE BAUGHER

All skill levels welcome! – Student Limit 15

Let's build an apron, or better yet, a Chapron! In this workshop, you will be building a leather apron that looks like a pair of chaps. We will be using Hermann Oak's 1818 Heritage, water resistant leather that they will be graciously donating, and their latigo for the yoke tops! These aprons will ALL be the same size; one size fits all. You get to determine the pockets that will be going on them and the configuration you would like to use! If you want to tool or stamp your yokes, you'll need to get a hold of Julie at least 6 weeks in advance so she can send you the yoke template you will be using! (jblidleatherschool@gmail.com) {You'll be using COBRA Class 20 and 26 sewing machines; if you are interested in purchasing COBRA equipment at the show, call Leather Machine Company by Aug. 1 to pre-order at +1 (866) 962-9880. Deposit required.}

Materials to Bring: Cutting mat, preferred cutting tools, tape measure, 6 x 24 quilter's grid, edger, and leather shears. (Please put your name on your grid.)

Materials for this workshop donated/provided by:

Hermann Oak Leather Co., Leather Machine Co. LLC, Renia USA, and Weaver Leather



Friday

8-Aug

9:00 am - 5:00 pm

Waco Convention Center

Texas North 113

Building the Pony Express Satchel

\$300.00

AARON HEIZER

All skill levels welcome! – Student Limit 15

Let's make a timeless classic, designed to remind us of the satchels and bags carried by the riders who carried messages across an unsettled country. This bag is large enough to tote around a table or small laptop, as well as all the other stuff you might need throughout your day. The bag is rugged, easy to use, and gets compliments everywhere it goes! {You'll be using COBRA Class 18 and Class 20 sewing machines; if you are interested in purchasing COBRA equipment at the show, call Leather Machine Company by Aug. 1 to pre-order at +1 (866) 962-9880. Deposit required.}

Materials to Bring: Note taking materials, scissors, rivet (post and washer type) setting tools (if you have them), 1/8" hole punch, punching or cutting surface, maul or mallet. If you do not have any of these items, we will have several sets available for folks to share.

Materials for this workshop donated/provided by:

Maker's Leather Supply and Leather Machine Co., LLC



Wednesday

6-Aug

8:00 am - 5:00 pm

Waco Convention Center

Texas South 117

Carving Influence of F.O. Baird

\$125.00

JIM LINNELL

Intermediate – Student Limit 20

Part history lesson, part leather carving workshop, this workshop examines the style, technique and influence of one of the greats of the craft. F.O. Baird is certainly one of the undisputed masters. His style has probably had more influence on floral carving evolution than any other master. His books and patterns command premium prices even to this day, and are eagerly sought after by professional craftsmen. Join Jim Linnell as he explores that style and the techniques of carving under the influence of F.O. Baird.

Materials to Bring: Stamping surface, stylus, swivel knife, strop, mallet, pressurized water sprayer, and medium to small floral stamping tools, including bevelers, pear shaders, veinners, cams, seeder, mules foot, larger crowner, and background texture of choice.

Materials for this workshop donated/provided by:
Hermann Oak Leather Co.



Thursday

7-Aug

1:00 pm - 5:00 pm

Waco Convention Center

Texas North 115

Color Patterning on Leather

\$175.00

CARLOS WILLIAMS

Beginner – Student Limit 10

Join Carlos to learn his bespoke leather dyeing style! Be the first to join him for a day applying color to tooling leather in the bespoke style that he's known for, and then molding and shaping the leather into trays. Your tray will be finished with a properly burnished edge, creating a centerpiece fit for any room!

Materials to Bring: #2 edger and a hand slicker.

Materials for this workshop donated/provided by:
Hermann Oak Leather Co. and The Fiebing Co.



Friday

8-Aug

9:00 am - 5:00 pm

Waco Convention Center

Ranger 110

Fading Swivel Knife Cuts & Bevels

\$125.00

JOE MELING

All skill levels welcome! – Student Limit 20

Flow and Depth will bring your floral carving to life when you master the art of fading your knife cuts and bevel lines. Learn tips and tricks that will help you run your tools consistently and bring a professional look to your tooling.

Materials to Bring: Tooling stone, mallet/maul, stylus, swivel knife, whatever selection of bevelers you may have, pressurized water sprayer, note taking materials, and a headlamp (if desired)

Materials for this workshop donated/provided by:
Hermann Oak Leather Co. and Silver Creek Leather



Thursday

7-Aug

8:00 am - 12:00 pm

Waco Convention Center

Texas South 118

Fearless Swivel Knife Use

\$125.00

JIM LINNELL

All skill levels welcome! – Student Limit 25

If you are one whose hand tenses up when touching a swivel knife and a bit of fear brushes the pit of your stomach when your swivel knife touches the leather, this is the workshop you need to take. This workshop begins with the basics and then takes participants beyond what they ever dreamed they could do with a swivel knife. Once the fear of the swivel knife is conquered, cutting a pattern, decorative cuts, and even complete designs will be handled with confidence. By the end of the workshop, students will complete a piece of leather art using only their swivel knife. Jim promises to get the novice started down the right path and the experience to be challenged. This is one of those workshops that always sells out, so don't wait until the last minute.

Materials to Bring: Favorite swivel knife, stylus, strop, pressurized water sprayer, note taking supplies, and all the questions you've ever had about mastering the swivel knife.

Materials for this workshop donated/provided by:
Hermann Oak Leather Co. and Silver Creek Leather



Saturday

9-Aug

8:00 am - 12:00 pm

Waco Convention Center

Texas North 115

Floral Carving Depth and Realism

\$190.00

DON GONZALES

Intermediate to Advanced - Student Limit 18

This floral carving workshop is designed for those at the intermediate to advanced skill level in floral tooling, with a focus on further developing those skills. During this class you will work on improving depth and realism of main elements within a pattern as well as maintaining natural and elegant flow of your vine work. Quality swivel knife work and beveling are foundational to the quality of any floral pattern.

Don will have multiple patterns of varying degrees of difficulty to choose from for use on Hermann Oak leather panels, so that we can work on your area of need in your floral carving. You can work on any technique issues in tooling that come up, as well as work on some techniques that you may not be aware of. Don will discuss and demonstrate techniques of carving, beveling, backgrounding, decorative work, and other areas of tooling that will help to refine your floral carving.

In the end, you will have spent the day tooling together with Don and working to become better floral carvers through demonstration and hands on experience. There will surely be discussions on tool selection, casing leather, pattern design, and many others. Load up your tools, bring your questions and let's tool some leather together.

Materials to Bring: Complete floral carving/stamping tool selection including stamp lifters, strop board, swivel knives, pencils, sketchbook, transfer film or paper, mauls and/or mallets for stamping, stylus, headlamp if needed for better lighting, tooling stone, pressurized water sprayer, notebook for notes, and petal lifters if you like using those as well.

Materials for this workshop donated/provided by:
Hermann Oak Leather Co.



Tuesday

5-Aug

9:00 am - 5:00 pm

Waco Convention Center

Texas North 115

Fundamentals of Floral Carving

\$200.00

JOE MELING

Beginner - Student Limit 20

Whether this is your first time tooling or you are learning to refine your skills, you will benefit from the one-on-one time in this class, learn the basic skills it takes to create a floral design on veg tan leather. Discover simple tips that will make your swivel knife run smoothly and your bevel lines look even. Then, we will add shading and detail tools to create a professional finished appearance. You will leave with a tooled piece that you can later build into a roper wallet or use as a patch on a bag or other project.

Materials to Bring: Tooling stone, mallet/maul, stylus, swivel knife, tools for carving (checked bevelers, vertical lined thumbprint, veiner, mules foot, flower center, backgrounder), pressurized water sprayer, and note taking materials. (Also bring a headlamp if desired.)

Materials for this workshop donated/provided by:
Hermann Oak Leather Co.



Tuesday

5-Aug

9:00 am - 5:00 pm

Waco Convention Center

Texas South 118

How to Market Your Business

\$125.00

MICHAEL MAGNUS & ODIN CLACK

All skill levels welcome! – Student Limit 20

Led by business owners Odin Clack (Odin Leather Goods) and Michael Magnus (Co-Founder of Elktracks Studio, Magnus Opus), this workshop is focused on developing your business tactics. Throughout this lecture-driven class, students will learn how to develop their brand, conquer their local market, as well as how to promote themselves online through social media, digital marketing, and search engine optimization (SEO). This class welcomes businesses of all stages and sizes and encourages questions and curiosity. The intention of the class is for students to walk out with a notebook full of ideas that they can leverage to grow their business.

Materials to Bring: Notetaking materials and an open mind.



Saturday

9-Aug

8:00 am - 12:00 pm

Waco Convention Center

Texas North 113

Introduction to Tattooling

\$95.00

DENNIS FORRESTER

Beginner – Student Limit 12

Unlock the art of leather tattooling in this hands-on class! Dive into the essentials of the Leather Tattooling Machine as we explore techniques for clean lines and smooth shading. Whether you're a seasoned leatherworker or a curious beginner, this class will guide you step-by-step through the process of transforming leather into stunning works of art. Learn how to control the machine for precise lines and master shading techniques that add depth and character to your pieces. Join us and elevate your leathercraft skills with expert tips and practical demonstrations—your next masterpiece is just a class away!

Materials to Bring: Ball point pen and water and sponge/pressurized mister bottle.

Materials for this workshop donated/provided by:

Weaver Leather



Wednesday

6-Aug

1:00 pm - 4:00 pm

Waco Convention Center

Ranger 110

Leather Inlay Embellishments

\$150.00

LEANDRA MARTIN

All skill levels welcome! – Student Limit 15

In this class you will be learning about leather inlay and how to get the best results. We will focus a lot of our attention on the necessity of skiving and we will spend a lot of time doing it! Leandra will show you how to get that nice, “puffy” look and how to operate the roller foot sewing machine. Since a good deal of Leandra’s inlay work involves adding clients’ initials to a custom leather piece, we will focus on lettering in this workshop. Each student will be given materials to practice with. {You’ll be using a COBRA Class 5550 and COBRA Class 26 sewing machine (with work platform); if you are interested in purchasing COBRA equipment at the show, call Leather Machine Company by Aug. 1 to pre-order at +1 (866) 962-9880. Deposit required.}

Materials to Bring: Cutting surface, a marble/tempered glass skiving surface, and note taking materials. Knives will be supplied, however you may bring your own skiving knife if you’d prefer.

Materials for this workshop donated/provided by:

Leather Machine Co., LLC, Renia USA, and Silver Creek Leather



Saturday

9-Aug

8:00 am - 12:00 pm

Waco Convention Center

Texas North 114

Making Online Content That Works

\$90.00

BRANDON CORRAL

All skill levels welcome! – Student Limit 15

Have you tried posting your work online, but can’t reach more than grandma and a couple of friends? You need to step up your content creation game! In this class we will be going over how to make the most of inexpensive lighting, a camera phone, and a little editing to create content people actually want to see. We’ll be going over viewer psychology and how to leverage it against the social media algorithms. Don’t be hidden under the sea of online content. Hop in and step up your content creation skills!

Materials to Bring: Note taking materials.



Wednesday

6-Aug

6:00 pm - 9:00 pm

Waco Convention Center

Ranger 108

Mini Crossbody Purse

\$375.00

LEANDRA MARTIN

Intermediate - Student Limit 15

In this workshop, you will be building a classy, rectangular-shaped crossbody purse with zipper and liner. You will learn how to install a zippered gusset, how to line the purse with fabric, and how to turn or burnish all edges for a professional finish. We will discuss leather options for giving this bag structure without excess bulk, fabric options for the liner that easily wipe clean, and other materials for bag construction that will help your understanding in bag making and design. You will go home with a complete crossbody bag and pattern to make future products for your customers. You are welcome to bring a finished tooled piece to sew to the front of the purse. Tooling must be complete and ready to sew in place as we will not have available time during class. Finished tooled piece may be up to 4.5" tall x 7.5" long. {You'll be using COBRA Class 26 sewing machines (with work platforms), the COBRA Burnisher, and the COBRA NP-4 Bell Knife Skiver; if you are interested in purchasing COBRA equipment at the show, call Leather Machine Company by Aug. 1 to pre-order at +1 (866) 962-9880. Deposit required.}

Materials to Bring: Notebook, pencil, Sharpie, scissors, rotary cutter, small edger, wing dividers, small cutting mat, and clear quilter's ruler (4" x 12" is a great size, but bring whatever you have handy). Please put your name on the ruler.

Materials for this workshop donated/provided by:

Hermann Oak Leather Co., Leather Machine Co., LLC, The Fiebing Company, and Weaver Leather



Thursday

7-Aug

8:00 am - 5:00 pm

Waco Convention Center

Texas North 114

Modifying Floral Stamps

\$125.00

CLAY MILLER

All skill levels welcome! - Student Limit 15

Learn ways to modify inexpensive floral stamping tools with out having to buy big, expensive machinery. Clay will demonstrate how to change bevel angles, change stamp shape, add texture and checkering, and how to polish to a smooth surface. Demonstration will be on bevelers, pear shaders, veiners and other floral carving stamps using tools and equipment you probably already have.

Materials to Bring: Note taking materials and a camera or phone to take pictures.



Wednesday

6-Aug

9:00 am - 1:00 pm

Waco Convention Center

Ranger 109

Open Flat Cosmetic Bag

\$325.00

LEANDRA MARTIN

Intermediate - Student Limit 15

In this class we will be building a trendy, open-flat leather cosmetic bag complete with zipper and liner. The construction of this bag focuses on skill building with zipper, fabric liner, and gusset installation. We will discuss leather options for giving this bag structure without excess bulk, fabric options for the liner that easily wipe clean, and other materials for bag construction that will help your understanding in bag making and design. You will go home with a complete cosmetic bag and pattern to make future products for your customers. {You'll be using COBRA Class 26 sewing machines (with work platforms); if you are interested in purchasing COBRA equipment at the show, call Leather Machine Company by Aug. 1 to pre-order at +1 (866) 962-9880. Deposit required.}

Materials to Bring: Notebook, pencil, Sharpie, scissors, rotary cutter, small edger, wing dividers, small cutting mat, and clear quilter's ruler (4" x 12" is a great size, but bring whatever you have handy). Please put your name on the ruler.

Materials for this workshop donated/provided by:
Leather Machine Co., LLC and Weaver Leather



Friday

8-Aug

8:00 am - 5:00 pm

Waco Convention Center

Texas North 114

Pattern Development for Handbags


\$150.00

NOA GREENSPAN

All skill levels welcome! - Student Limit 20

Do you ever wake up with the vision of a beautiful handbag in your head, but have no idea how to construct it? Fear not! Noa is here to help! In just one afternoon, you will learn how to take your bag from fantasy to 3D reality by figuring out how to create patterns for each element of the bag. Dream big! Learning these types of patterning skills (gussets, add-ons, pockets, versatile straps, hardware placement) can translate to many other custom projects.

Materials to Bring: Notebook for sketching and notes, scoring awl, cardstock, long metal ruler, knife or blade for paper (NO SCISSORS), cutting board, pencil, eraser, pen, and a photo or sketch of a bag you would like help designing.



Thursday

7-Aug

1:00 pm - 5:00 pm

Waco Convention Center

Texas South 117

Perfecting Your Templates Digitally

\$90.00

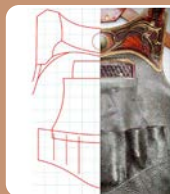
BRANDON CORRAL

All skill levels welcome! – Student Limit 15

Learn how to create clean, technical, and professional leather patterns using Inkscape with Swift of Swift Hammer Leather! This beginner-friendly class is perfect for leatherworkers who struggle with the design phase or feel overwhelmed by digital tools. Swift will cut out the guesswork and hours of self-teaching by walking you through his intuitive, efficient workflow — blending digital precision with classic analog methods like paper and pencil. You'll learn time-saving tricks, easy-to-follow steps, and ways to keep your creative process feeling natural while leveling up your pattern-making skills. Whether you're designing belts, bags, or tooling layouts, this class will help you build confidence in the design stage and speed up your workflow. No prior Inkscape experience needed — just bring your creativity and get ready to learn!

Materials to Bring: Note taking materials.

Materials for this workshop donated/provided by:
Hermann Oak Leather Co.



Thursday

7-Aug

8:00 am - 12:00 pm

Waco Convention Center

Ranger 108

Pictorial Carving with Barry King's Stamps

\$175.00

JIM LINNELL

Intermediate – Student Limit 20

Pictorial Carving can seem mysterious and forbidding to the leather craftsman that has never received some basic instruction on the proper techniques. Once these basic skills are grasped and understood, a new and exciting world of leather carving is opened. Barry King recently started creating a group of pictorial carving stamps. Now that these are available, learning to carve beautiful pictorial scenes in leather is possible for everyone. In this class, we will create a beautiful mountain scene with pine trees and evergreens. You will not only learn how to make a basic tree, but how to illustrate it at various distances. Grass, bushes rocks, and hills will all be covered in this workshop. If you are ready to take your floral carving beyond geometrics and floral, this is a class you should be in.

Materials to Bring: Stamping surface, stylus, swivel knife, strop, pressurized water sprayer, modelling spoon and mallet. Stamps should include bevellers, matting tools, pointed bevellers, small, fine textured background stamps, and the Barry King pictorial carving set. The Craftool equivalents are A98, A99, F976, F902, F910, F933, F912L, F912R, F913L, F913R, F914L, F914R, F872, F915, and F915.

Materials for this workshop donated/provided by:
Hermann Oak Leather Co.



Friday

8-Aug

9:00 am - 5:00 pm

Waco Convention Center

Texas North 115

Precision Stamping with Barry King

\$125.00

BARRY KING


All skill levels welcome! – Student Limit 16

Barry King has produced thousands of basket stamps over the years and he's tried every single one of their designs! This workshop will consist of basic to advanced designs using your tools. Barry will begin with design overview of placing brands, initials, or floral designs into the geometric patterns. You'll learn proper usage of tools to create the designs they are meant to create, and then use the same tools to create new designs. Attention will be given to how to orient the tools so that they line up as well as address how to fit your design within an allocated space (border-to-border). There will be open discussion for any questions on finishing projects as well. Barry will have many tools available to try to see what designs you can create with them.

Materials to Bring: Stamping stone, mallet/maul, ruler, square, stylus, geometric tools, wing dividers, note taking materials and a camera.

Materials for this workshop donated/provided by:

Hermann Oak Leather Co., Barry King Tools, and Tandy Leather



Thursday

7-Aug

8:00 am - 12:00 pm

Waco Convention Center

Texas South 117

Pricing Your Work

\$125.00

BOB BRENNER

All skill levels welcome! – Student Limit 12

Bob Brenner is the leather industry authority with decades of experience on how to price your work. Are you profitable? Even if you are, this workshop is designed to help you maximize your profits and avoid common pitfalls. This is a packed, 4-hour workshop based on Bob's book, "How to Establish Prices for the Saddle Maker or Leather Worker". Each student will receive his book (a \$39.95 retail value) during the workshop, which will help you greatly in your note taking while Bob is teaching. This proven system will teach you how to establish a profitable hourly rate and price for your services and products, and it is updated by Bob continuously to reflect fair market pricing. Having a Business Administration Degree from Colorado State University and spending 11 years in the banking industry, Bob set up every day, real world accounting systems in his shop which are the basis for the book. These strategies can be used for anything you make. Bob uses this same system in his shop on a daily basis and this is his 22nd year teaching this workshop, which tells you it is a valuable resource. If you've made it, he's priced it – profitably!

Materials to Bring: Note taking materials.



Saturday

9-Aug

8:00 am - 12:00 pm

Waco Convention Center

Ranger 107

Professional Holster Making with Slickbald

\$200.00

CHRIS ANDRE

All skill levels welcome! – Student Limit 12

Learn the fundamentals of professional holster design and construction. Slickbald will focus on a field style holster with thumb break retention. This workshop will cover the fitting of the holster style to the customer, types of holsters and their applications, as well as designing holsters from scratch. Leather selection, liners, wet molding and more will be covered during construction. This workshop will also cover shop tips and production techniques to help the student hit the ground running. NOTE: Firearms are NOT permitted in the Waco Convention Center. Only Blue Guns will be allowed in this workshop. {You'll be using a COBRA Class 4 sewing machine and a COBRA MP Burnisher; if you are interested in purchasing COBRA equipment at the show, call Leather Machine Company by Aug. 1 to pre-order at +1 (866) 962-9880. Deposit required.}

Materials to Bring: Students should have their own professional collection of properly shaped, sharpened, and polished tools: pencil, head knife or similar, strop, round punches, one medium-sized (#3/4) French skiver, #3 and #5 common edge bevelers, slicker, and wing dividers. Slickbald will bring tools to try and fill any gaps.

Materials for this workshop donated/provided by:

Hermann Oak Leather Co. and Leather Machine Co., LLC



Wednesday

6-Aug

8:00 am - 5:00 pm

Waco Convention Center

Texas South 116

Professional Sheath Making with Slickbald

\$300.00

CHRIS ANDRE

All skill levels welcome! – Student Limit 12

Together with Slickbald you will learn how to design and build a sheath for a Crosswinds Forge (Shaun Woodsum) hunting knife. Each student will receive a new knife to keep, valued at \$180, and for which this workshop is designed. You will learn to design a cross draw pattern from scratch and create a welted sheath stamped with a geometric design of your choosing, complete with a snapping handle wrap. {You'll be using a COBRA Class 4 sewing machine and a COBRA MP Burnisher; if you are interested in purchasing COBRA equipment at the show, call Leather Machine Company by Aug. 1 to pre-order at +1 (866) 962-9880. Deposit required.}

Materials to Bring: Pencil, ruler, well-sharpened round knife or similar, strop, edge bevelers, #2 and #6 push skiver (or close), camouflage stamp, dividers, edgers, geometric and border stamps (if desired), tooling stone and maul/mallet.

Materials for this workshop donated/provided by:

Hermann Oak Leather Co. and Leather Machine Co., LLC



Thursday

7-Aug

8:00 am - 5:00 pm

Waco Convention Center

Texas South 116

Selling Your Work Online

\$140.00

BRANDON CORRAL

All skill levels welcome! – Student Limit 20

Join Brandon Corral in his most popular class: Selling Your Work Online. In this class, you will go over the fundamentals of identifying your target market and how to make sure your products are being put in front of them. You will participate in the hands-on approach of online marketing using various platforms of social media and you will be attempting to actually make a sale during the duration of the class using techniques regarding SEO, social media trends, and a couple online tricks Brandon has picked up over the years. Because of the popularity of this class, the content creation side (photography, videography, and editing) has become its own separate class: Making Online Content That Works. We will be using the content created in that class to sell a product in this class. If selling your work online is a high priority to you, it is recommended that you take both classes.

Materials to Bring: Note taking materials, plus any and all questions you have regarding your own social media account/s.



Friday

8-Aug

9:00 am – 5:00 pm

Waco Convention Center

Ranger 108

Shifting Gears: Scaling from a Hobby to a Business

\$125.00

JOE MELING

All skill levels welcome! – Student Limit 20

Hearing your gears grind in the workshop? Are you ready to shift gears smoothly from owning your job to running a business? Whether you're starting from scratch or scaling up an existing venture, learn strategies to run your business instead of feeling like your business runs you. Learn how products, pricing and promotion create a sturdy foundation to build on. Unlock the mindset shift that will allow you to turn your passion into profit. Time permitting, there will be some Q&A at the end.

Materials to Bring: Note taking materials.

HEART of TEXAS
LEATHER SHOW

Tuesday

5-Aug

6:00 pm – 8:00 pm

Waco Convention Center

Texas South 118

Shotgun Chaps Pattern Drafting

\$175.00

JULIE BAUGHER

All skill levels welcome! – Student Limit 15

Let's draft a pattern for a pair of shotgun chaps! This class will teach you how to take measurements, and then apply measurements to make a pattern for a particular person. We will go over fit, details in fitting including types of leather and how different things like pockets affect fit. You will get a pattern to take home with you and instructions on what the class went over. Generally, we also get to talk about construction order and techniques used to build chaps. Please feel free to bring chaps that you have built so we can go over them. My goal for each student is to give them a good base to go from so they can add to details and learn in an easy format and manner. Please don't hesitate to get ahold of me if you have any questions ahead of time! jbdleatherschool@gmail.com

Materials to Bring: Tape measure, cloth tape, 6 x 24" Omni Quilters grid, pencils, eraser, notebook. (Please put your name on your grid.)



Tuesday

5-Aug

8:00 am - 12:00 pm

Waco Convention Center

Texas North 113

Silver Creek Leather's Introduction to Leathercraft for Youth

\$0.00

STONE JAEGER

Beginner – Student Limit 25

Silver Creek Leather has something new in store for the youth class this year. Young students will be introduced to the basics of leather craft, while building a project from the Realeather product line. Students are guaranteed to go home with finished projects and smiles. Open to youth ages 7-16.

Materials to Bring: None required; all tools and materials will be provided at no charge.

Materials for this workshop donated/provided by:
Silver Creek Leather Co.



Saturday

9-Aug

9:00 am - 12:00 pm

Waco Convention Center

Ranger 109-110

Silver Creek Leather's Workshop for Veterans

\$0.00

JUSTIN GIRSH

Beginner – Student Limit 20

Silver Creek Leather is honored to once again have the opportunity to spread the power of leathercraft to our nation's Military Veterans. Our good friend, and your fellow Veteran, Justin Girsh, will guide the class through the basic techniques of stamping and tooling leather as you tool and assemble a field notes journal.

Materials to Bring: None required; all tools and materials will be provided at no charge.

Materials for this workshop donated/provided by:
Silver Creek Leather Co.



Saturday

9-Aug

1:00 pm - 4:00 pm

Waco Convention Center

Ranger 109-110

Slickbald's Demystifying the Stitcher: Classes 4 and 26

\$95.00

CHRIS ANDRE

All skill levels welcome! - Student Limit 25

More and more, leathercrafters like you are purchasing the versatile Cobra Class 26 or the heavy-duty Cobra Class 4 stitchers for your workshops. For some, this is your first leather sewing machine; for others, this may be in addition to the Class 4 (or other sewing machines). Maybe you're not sure which machine to get. If so, this is the workshop that will answer that question!

Chris will address setting up the machines, finding "home", tension and thread weights (and needle sizes/compatibility), and go over the accessories for each as well. He will teach you how to take care of the machines to keep them running smoothly and help them live a long and productive life. Is your machine skipping stitches? Chris has the answers. Various applications suitable for each machine will be demonstrated. Questions are encouraged and students will have the opportunity to practice with the stitchers on hand. If you have ever been stumped by your Cobra Class 4 or 26, want to know if there is even more you could be doing with these machine, or are planning on purchasing one or both, this workshop is for you.

Whether or not you already own one or both of these stitchers, this workshop will prove to be an invaluable resource for your projects if you know how to operate and troubleshoot the set-up for various projects. Saving time on these machines means fewer headaches and more productivity! This will be an evening well spent at the show! {Chris will be using COBRA Class 4 and 26 sewing machines; if you are interested in purchasing COBRA equipment at the show, call Leather Machine Company by Aug. 1 to pre-order at +1 (866) 962-9880. Deposit required.}

Materials to Bring: Note taking materials.

Materials for this workshop donated/provided by:
Leather Machine Company



Wednesday

6-Aug

6:00 pm - 8:00 pm

Waco Convention Center

Texas South 116

Soft-Sided Laptop Case

\$350.00

AARON HEIZER

All skill levels welcome! - Student Limit 12

You will make a very professional laptop bag which features lining and padding as well as zippers and piping. It will be a fun day of getting comfortable with sewing machines and learning some refinement skills that can be applied to making any bag. {You'll be using COBRA Class 18 and Class 20 sewing machines and the COBRA NP4 bell knife skiver; if you are interested in purchasing COBRA equipment at the show, call Leather Machine Company by Aug. 1 to pre-order at +1 (866) 962-9880. Deposit required.}

Materials to Bring: Note taking materials, scissors, rivet setting tools, 1/8" hole punch, punching board, mallet, zipper tools. If you do not have some or any of these items, there will be several to pass around.

Materials for this workshop donated/provided by:
Maker's Leather Supply and Leather Machine Co., LLC



Tuesday

5-Aug

8:00 am - 5:00 pm

Waco Convention Center

Texas South 117

Tooling and Detailing Realistic Skulls

\$125.00

BRANDON CORRAL

All skill levels welcome! – Student Limit 12

Join Brandon for this up-close tooling class as he demonstrates how to achieve layers of dramatic dimension and realism in leather. Having taught tooling in online spaces like Elktracks Studio, Brandon has refined the process for explaining the more subtle techniques to achieving detailed tooling. This class is designed to explain all the concepts and fundamentals useful for beginners, while also arming the intermediate and advanced with new techniques and skills to allow you to tackle more complicated projects with confidence. Students of all skill levels will find value in this class. Bring your best learning attitude and be prepared to question everything about the tooling process.

Materials to Bring: Recommended: Granite/marble slab, mallet or maul (wood, polymer, rawhide, or composite are all good; NO RUBBER), pressurized water sprayer, small, medium, and large common bevelers (figure bevelers will also work fine), small, medium, and large smooth pear shaders, small, medium, and large lifters, hair line tool (swivel blade, modeling spoon, or even a needle will work), ballpoint stylus set, swivel knife, modeling spoon, and smallest and largest textured or knurled backgrounder or pear shader (most shapes will work). (These tools are “recommended”, but for reasons you’ll learn in class, just bring what you can and we’ll make it work.)

Materials for this workshop donated/provided by:

Hermann Oak Leather Co. and Renia USA.



Saturday

9-Aug

9:00 am - 3:00 pm

Waco Convention Center

Ranger 108

Tooling for Complete Beginners

\$90.00

BRANDON CORRAL

Beginner – Student Limit 15

Join Swift of Swift Hammer Leather, a professional tooling artist and well-known leathersmith creator on social media, for a fun and engaging beginner-friendly leather tooling class! This class is perfect for anyone who wants to dive into leather tooling, but doesn't have the tools or know where to start — no experience needed. All tools and materials are provided, so you can jump right in and focus on learning. Swift will guide you through his personal tooling techniques, offering tips, tricks, and creative insights you won't find in typical classes. You'll leave with a finished leather piece, new skills, and the confidence to continue creating on your own. Whether you've always wanted to try leather tooling or you're looking for a fun, hands-on creative experience, this class is for you. Come learn, create, and have a great time!

Materials to Bring: No tools are necessary, but note taking materials are recommended.

Materials for this workshop donated/provided by:

Hermann Oak Leather Co. and Silver Creek Leather



Wednesday

6-Aug

1:00 pm - 5:00 pm

Waco Convention Center

Ranger 108

Using Ballpoint Stylus on Tooling

\$90.00

BRANDON CORRAL

All skill levels welcome! – Student Limit 15

Learn to use one of the most inexpensive modeling tools available to add incredible levels of detail to your tooling! In this class, Brandon will walk you through how he employs techniques to help create an illusion of depth and a scale of detail that goes beyond what bevelers alone can achieve. Take your tooling to the next level!

Materials to Bring: Tooling stone, mallet, smooth bevelers of choice, knurled backgrounders of choice, ballpoint stylus set (\$7 on Amazon), swivel knife, strop, pressurized water sprayer, and polished pear shaders (whatever sizes you have).

Materials for this workshop donated/provided by:

Hermann Oak Leather Co.



Thursday

7-Aug

1:00 pm - 4:00 pm

Waco Convention Center

Ranger 108

Western Style Guitar Strap

\$250.00

DON GONZALES

Advanced – Student Limit 10

The Western Style Guitar Strap has been one of DG LeatherCraft's more popular pattern packs and its project video on their YouTube channel has been viewed by many craftsmen wanting to try their hand at making one of these. In this workshop, we will work on our floral carving skills with a focus on swivel knife work along with all other aspects of fine floral stamping. Options for each student will include incorporating some of their preferred geometric stamping, adding initials or brands, and a limited choice of finishing techniques. The project in this class will also have the option of being lined with a veg tanned liner for a smooth backing, or leaving it unlined for a more rough, natural backing. {You'll be using COBRA Class 18 and Class 26 sewing machines; if you are interested in purchasing COBRA equipment at the show, call Leather Machine Company by Aug. 1 to pre-order at +1 (866) 962-9880. Deposit required.}

Materials to Bring: Marble/granite tooling stone, floral stamping tools, swivel knife, mallet/maul, geometric tool of your choice, maker's stamp (if you have one), trim knife, X-acto knife, blue painter's tape, #3 or #4 edger, edge slicking supplies (small can for water, canvas, rub stick, dauber), pressurized water sprayer, paper towels, notebook, pen/pencil, transfer film/paper, strop, cutting board, 1" bag slot punch, #10 or #12 drive hole punch, and (optional) a headlamp/magnifier.

Materials for this workshop donated/provided by:

Hermann Oak Leather Co., The Fiebing Co., Leather Machine Co., LLC, and Renia USA



Wednesday

6-Aug

9:00 am - 5:00 pm

Waco Convention Center

Texas North 115

Working with Your Spouse

\$75.00

JOE & MARTI MELING

All skill levels welcome! – Student Limit 20

Building a successful business has its challenges. Building a strong and healthy marriage has its challenges. Doing both of these together can seem like a whole new ball game. Learn strategies Marti and Joe have developed by going through the highs and lows working together day in and day out. This 2-hour open discussion will give you tools to help ease the stress that can creep into a working/personal relationship. You and your spouse have an opportunity to create the strongest team that could ever work for your business. Learn to face challenges and pursue victories together.

Materials to Bring: Note taking materials.



Wednesday

6-Aug

6:00 pm - 8:00 pm

Waco Convention Center

Texas South 118

Zippered Bible Case

\$350.00

LEANDRA MARTIN

Intermediate – Student Limit 15

In this class we will be building an 8" x 10" Bible case using English Bridle for the front and back, with a softer chap leather for the gusset. We will focus on proper zipper installation, creating a liner, and edge finishing. We will apply these skills to create a clean and professional case. This class will improve knowledge in bag design and construction, but will not include tooling. We will be using English Bridle from Hermann Oak. If you wish to bring your own tooled panels you may do so. Please contact Leandra at martin.leandra@gmail.com for pattern sizes. You will go home with a complete case and pattern to make future products for your customers. {You'll be using COBRA Class 26 sewing machines (with work platforms), the COBRA Burnisher, and the COBRA NP-4 Bell Knife Skiver; if you are interested in purchasing COBRA equipment at the show, call Leather Machine Company by Aug. 1 to pre-order at +1 (866) 962-9880. Deposit required.}

Materials to Bring: Notebook, pencil, Sharpie, scissors, rotary cutter, small edger, wing dividers, small cutting mat, and clear quilter's ruler (4" x 12" is a great size, but bring whatever you have handy). Please put your name on the ruler.

Materials for this workshop donated/provided by:

Hermann Oak Leather Co., The Fiebing Company, Leather Machine Co., LLC, Renia USA, and Weaver Leather



Wednesday

6-Aug

8:00 am - 5:00 pm

Waco Convention Center

Texas North 114

INSTRUCTOR BIOS (ALPHABETICAL)



Chris Andre

is a professional leather artist and maker in Colorado. Chris works mostly in cowboy action and concealed carry gun leather while dabbling in saddles, cowboy trappings and motorcycle gear. Chris is also an active and competitive member of SASS and Cowboy Fast Draw, and is a lifetime competitive shooter. Chris authors a variety of instruction and pattern packs for gun leather and other items as well as offering workshops in holster making and carving.



Julie Baugher

has been doing leatherwork and building custom leather goods for 43 years. She attended saddle making school at Spokane Falls Community College with Jesse Smith in the early 80's. Her first job was in Laramie, WY, building saddles at The Boardwalk. After running Ellensburg Saddle Company for some years, she started Julie Baugher Leather Design to continue doing custom work; it's now a full-time leather working school specializing in chap making.



Bob Brenner

Besides being a full-time saddle maker, Bob was a branch bank manager that gives him good experience in reading and analyzing profit and loss statements. He was also an account manager for a computer company that did all the data processing for area banks. Based on his wealth of knowledge gleaned from these experiences, he published a book on pricing saddles and other leather work. Bob owns Pike's Peak Saddlery in Black Forest, CO.



Odin Clack

traded in a cushy corporate job in Digital Marketing in 2017 to pursue growing his small leather goods brand. He first began working with leather in 2012 and quickly caught the bug. It didn't take long for him to merge his two worlds. What started off as an experiment turned into a hobby, then a business, and finally a brand.



Brandon Corral

known as Swift on the internet, is an award-winning leather artist. Having dedicated the past third of his life to leathercraft, Brandon has found a focus on leather tooling and has made it a staple of his career. Having taught marketing for the past two years, his focus has now expanded to also include spreading the knowledge of the subtle art of detailed tooling.



Dennis Forrester

is a self-taught artist with over 25 years of professional experience and the inventor of the revolutionary Leather Tattooling Machine. After a decade spent traveling the world as a tattoo artist, he launched 21Grams Leather Goods in 2021, combining his expertise in tattooing with a passion for leathercraft. Dennis's approach merges the precision of tattoo techniques with the durability of leather, resulting in bold and intricate designs.



Justin Girsh


completed a tour in Iraq before returning to Texas in the early 2000's. Curiosity drove him to Maker's Leather Supply and he felt he had finally "come home". He and the owner, Aaron Heizer, established a friendship, and Justin found himself helping out around the shop on his days off. What he really likes about leather and leather craft is putting leather in peoples' hands who have never worked with it and introducing them to the craft.

INSTRUCTOR BIOS (ALPHABETICAL)



Don Gonzales

became interested in leathercraft while in eighth grade, when a friend's father shared some simple skills with him. He went from making sheaths and belts and saddle repairs to eventually owning his own shop and going full-time in 2004. He credits Jimmy Plantt for many life lessons and skills learned, in addition to those from his many online friends. In October of 2020, Don launched a new, weekly podcast, *Lost Trade*. Don lives in Moulton, Texas.



Noa Greenspan

studied leather handbag and footwear design in Tel Aviv, Israel, in 2012, then moved to NYC and studied accessory design at FIT (Fashion Institute of Technology). In 2017, she started working with exotic leathers and hasn't stopped! She is currently the creative director at Pan Am Leathers.



Aaron Heizer

has been working with leather since 2001. While in the Army, he found that it was a hobby he could take with him to most places. Aaron now owns Maker's Leather Supply in Elm Mott, Texas, offering a continuously growing inventory of leatherworking tools, templates, colors, and other supplies on his website and through his retail storefront. Aaron enjoys answering all manner of leatherworking questions during his "Ask Away Monday" sessions on Facebook.



Stone Jaeger

has been part of the team at Silver Creek Leather for about 10 years in a number of roles. He currently serves as the company's product manager, finding and creating new products for the craft market. He is proud to be part of this wonderful industry and have the opportunity to travel to shows to help grow and promote the art of leathercraft by working with both kids and veterans.



Barry King

From his first leather project as a third grader to an artist in his own right, Barry King has remained true to the Sheridan style of carving. Though the majority of his time is spent developing and perfecting tools to carve and stamp leather, Barry, the 1994 Ann Stohlman Youth Award recipient and owner of Barry King Tools in Sheridan, Wyoming, still finds time to put his own leather tools to work.



Bob Klenda

has been carving leather since 1959 and making saddles since 1962. As past president and founding member of the CSMA, he is accustomed to teaching saddle making and leather carving. Bob is primarily self-taught and is eager to share his knowledge with others. He is a recipient of the Howard Munsell Award for promotion of the art of saddle making, and in 2010 he received the AI Stohlman Award for Achievement in Leathercraft.



Jim Linnell

was born and raised on a ranch in eastern Montana, and has had leather working in his blood ever since his first visit to the Miles City Saddlery. He has spent over 50 years in the leather industry. Through the business he started in retirement, www.elktracksstudio.com, Jim has instructed Whether in a large group or private classes, He is the 2002 recipient of the AI Stohlman Award for Achievement in Leathercraft.

INSTRUCTOR BIOS (ALPHABETICAL)



Michael Magnus

is a former Advertising Professor who now shares marketing insights dedicated specifically to the needs of the leatherworker, both through live workshops and his monthly column of "Magnus' Marketing Minute". Over the last 10 years, Magnus has worked with some of the largest brands in the leathercraft industry, guiding digital strategy, publicity, eCommerce, and more. Magnus has also run marketing campaigns for businesses looking to expand their reach.



Leandra Martin

is an Idaho native, working in the leather industry full time for the last seven years. Leandra specializes in high end purse design and construction with a western flare. She has designed many of her own patterns and enjoys the process of designing and construction. She has recently began teaching classes to share her techniques with others in the industry.



Joe Meling

owns and operates 23+ in Pendleton, OR. He has been tooling leather since 2005. Through his YouTube channel, online courses, and in person classes, Joe specializes in helping beginning leather toolers. The ah-ha moments that students have, continues to fuel his drive to simplify the learning process.



Clay Miller

grew up around race horses, planning to become a race horse trainer. He started doing leatherwork as a way to fill the down time and make a little side money. During a break between race meets, he was offered a job at the local Tandy, which changed everything. In 2010, he began to make tools and do contract leather tooling for several large leather holster and saddle shops. The tool making took off, and now he is making tools full-time.



Daniel Reach

As a lifelong artist, Daniel Reach has dabbled in just about everything, but the two niches that have inspired his creative side more than any others are leatherworking and airbrushing. In his early 20s, he apprenticed under one of the top 10 airbrush artists in the world. As a leather artist, Daniel is a Master Leather Craftsman, and a multi-award winning artist who teaches on two YouTube channels, including Weaver Leather Supply and The LeatherVerse.



Brodrick Vaughan

owns Vaughan Gators in Tallahassee, Florida. What started as a new hobby for an avid lifetime hunter turned into a full-time job as a nuisance alligator trapper for the Florida Wildlife Commission. Broderick began tanning all of his own hides at Sebring Custom Tanning. The unique experience of being a part of the entire production process, from capturing the live alligator to making the finished goods, is what led him to develop a passion for leatherwork.



Carlos Williams

Growing up with the nature of Hawaii inspired Carlos Williams' color themes that he transfers onto leather. Kauai plant and tree life has had a huge influence with his style of dying. Rainbow eucalyptus trees have also become a huge part of what informs his style of leather work. You can view more of Carlos' work on Instagram at [lospalanileathercreations](#).

WORKSHOP SPONSORS

Thank You



HEART of TEXAS
LEATHER SHOW