

— E U R O P E A N —

LEATHER WORKERS

A ★ N ★ D

Artists Trade Show

Arnhem – The Netherlands

Workshops Start
18. October

Sculpture by
Michael Nadeau



20•21 October 2023



ROZET

Kortestraat 16

Arnhem, The Netherlands

next to Holiday Inn Express

**TRADE SHOW ADMISSION: €5 PER PERSON
PAY AT DOOR**

TRADE SHOW DAYS/HOURS:

Friday, 20. Oct. • 09.00 - 17.00

Saturday, 21. Oct. • 09.00 - 17.00

INFORMATION: Patterns, DVDs, Books, Catalogs

LACE: Many Colors & Various Widths

LEATHERS: Skirting, Tooling, Garment,
Boot/Shoe, Upholstery, Rawhide

MACHINERY: Sewing Machines, Skivers, Strap Cutters

SADDLERY: Saddle Trees, Hardware, Tack

SILVER: Conchos, Jewelry

TOOLS: New & Vintage, Specialty Leather Tools,
Swivel Knives, Stamping, Skiving, Mallets

TOPICALS: Paints, Dyes, Finishes, Adhesives
Leather Care/Conditioners

WORKSHOPS: 24 Courses!

Hosted by:

LEATHER CRAFTERS
& SADDLERS JOURNAL

- Subscriptions
- Trade Shows
- Workshops

- Store
- Contests
- Awards

and

Daniëlle Roossien, Epic Leather, The Netherlands

TABLE OF CONTENTS

2-3	Trade Show Information
4	Workshop Registration Information
5	Map of Arnhem (Rozet/Holiday Inn)
7	Workshop Timetable
9	List of Workshops by Instructor
10	List of Workshops by Title
11	List of Workshops by Subject
11	Holiday Inn Booking Link
12-25	Workshop Descriptions (alpha by Title)
26-28	Instructor Profiles & Pictures

EUROPEAN LEATHER WORKERS AND Artists Trade Show 2023

workshops • 18–21 October
trade show • 20–21 October
Rozet • Arnhem, The Netherlands



Hosted By Leather Crafters & Saddlers Journal



ROZET
ontmoet
ontdek
ontwikkel

WORKSHOP REGISTRATION

Prices are listed in U.S. Dollars. Please read below for payment options.


- *Registrations are not guaranteed until they are paid in full.*
- *No Refunds after Friday, October 13, 2023.*
- *Cancellations on or before October 13, 2023 will result in a \$25 fee per workshop. The remainder will be refunded.*

PAYMENT / REGISTRATION OPTIONS:

- Register via leathercraftersjournal.com/events/elwats
 1. Add workshops to your cart (click on Add to Cart for each desired workshop) and pay online safely with PayPal or Credit Card
 2. We will confirm your registration(s) via email after receipt of payment
- Bank Transfer/PayPal
 1. Send your list of workshops to: info@leathercraftersjournal.com
 2. Include:
 - Full Name (and Business Name, if you have one)
 - Mailing Address
 - Phone Number, including country code
 - PayPal Email Address
 3. We will confirm your Total €/ \$ due via email
 4. Pay the PayPal invoice or transfer the total in € to:
The Leather Crafters Journal Inc.
SWIFT / BIC: TRWIBEB1XXX
IBAN: BE67 9670 1743 3387
(WISE, Rue du Trône 100, 3rd Floor, 1050 Brussels, Belgium)
 5. We will confirm your registration(s) via email after receipt of payment
- Call us! 001-715-362-5393 (English and German available)
 1. Call Monday-Friday, 08.00 - 16.00 CST (Chicago Time Zone) and pay with credit card or PayPal
 2. We will confirm your registration(s) via email after receipt of payment

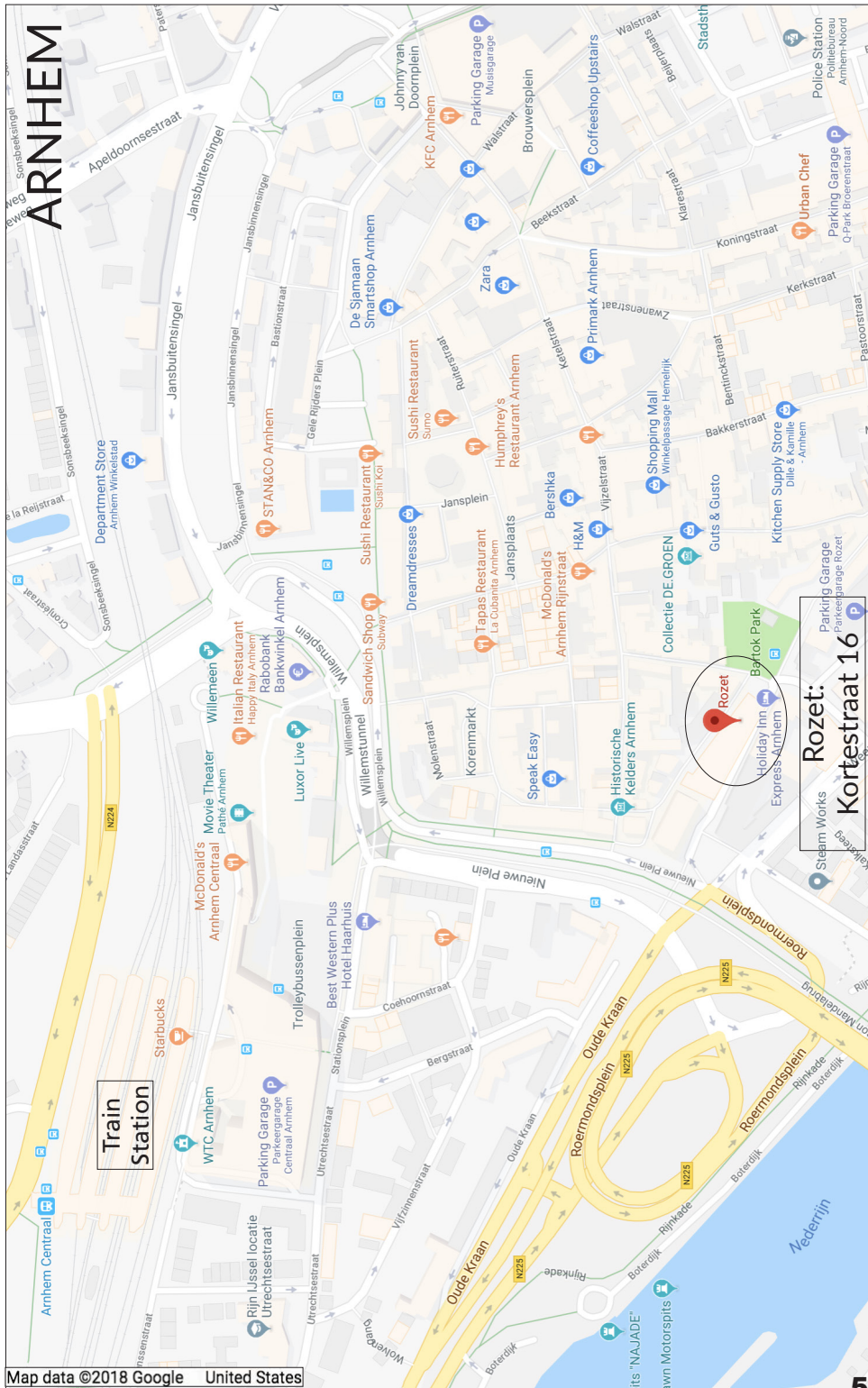
**All students will receive
free entry
to the trade show!**

**Friday 09.00 - 17.00
Saturday 09.00 - 17.00**



Kortestraat 16, Arnhem

ARNHEM



Train
Station

Rozet:
Kortestraat 16

SKIRTING • HARNESS • LATIGO • HOLSTER • RAWHIDE • TOOLING

Hermann Oak Russet Skirting Leather Carves Like Butter and Stamps to an Incredible Depth

The unique color, the way it oils so evenly, the clean flesh, firmness and its excellent yield give your work a uniqueness like no other. Our leather is crafted to last a lifetime. Your work of art will keep its body and beauty long after others sag and fade.


Hermann Oak Leather is the last of the Vegetable Tanners using the original traditional tanning methods. Made in the USA with US steer hides.

Portfolio Cover by Bobby Park



Official
Workshop
Sponsor

Timetable

	LOKAAL (ROOM) 3.01	LOKAAL (ROOM) 3.02	LOKAAL (ROOM) 3.03	LOKAAL (ROOM) 3.05	LOKAAL (ROOM) 3.07	LOKAAL (ROOM) 3.14
WEDNESDAY 18. OCT MORNING	Adobe Illustrator and Leather Work (Skinner) 09.00 - 13.00	Bigfoot's Bracelet Factory (Volken) 09.00 - 16.00	Floral Carving for a Wallet or Panel (Okada) 09.00 - 17.00	Unique Leather Sneakers (Umbach) 09.00 - 17.00	3-D Dragon Head (Thießen) 09.00 - 17.00	Alligator Long Wallet (Vaughan) 09.00 - 17.00
WEDNESDAY 18. OCT AFTERNOON	Cut and Prep Your Own Lace (Romero) 14.00 - 18.00					
THURSDAY 19. OCT MORNING	Sliding Turks Head Knots (Romero) 09.00 - 17.00	Precision Stamping with Barry King (King) 09.00 - 13.00		Airbrushing: "Western Sunset" (Volbach) 09.00 - 17.00	Slickbald's Knife Sheath (Andre) 09.00 - 17.00	African Elephant (Flanagan) 09.00 - 17.00
THURSDAY 19. OCT AFTERNOON		Creativity: Design and Design Thinking (Volken) 14.00 - 18.00				
FRIDAY 20. OCT MORNING	Modeled Cowhide Mask (Nadeau) 09.00 - 17.00	Dyeing for Lighting Effects: Stained Glass Window (Wagner) 09.00 - 17.00	Corner Zipper Wallet (Okada) 09.00 - 17.00		Dragon Bag (Dobstetter) 09.00 - 17.00	
FRIDAY 20. OCT AFTERNOON						
SATURDAY 21. OCT MORNING	Figure Carving: Real Rembrandt (Bentvelzen) 09.00 - 17.00	Antiquing and Weathering Techniques (Wagner) 09.00 - 13.00	Sheridan Style Drawing Basics (Pinter) 09.00 - 13.00	Swivel Knife Finesse (Volbach) 09.00 - 17.00	Make a Vest That Fits! (Pierce) 09.00 - 13.00	Tandy Leather's Beginning Leathercraft for Kids (van der Stroom) 10.00 - 13.00
SATURDAY 21. OCT AFTERNOON					Slickbald's Demystifying the Stitcher: Classes 4 & 26 (Andre) 14.00 - 17.00	



Fiebing's

www.fiebing.com

Create. Color. Finish.

Whether it's cleaning, coloring or finishing, Fiebing's makes it easy for you to choose the right product for your leathercraft project.



Dyes & Stains



Edge Finishes



Antiques



Top Finishes

Official
Workshop
Sponsor



Prep

Instructor	List of Workshops: by INSTRUCTOR	Pg	Day	Time	Price
Andre	Slickbald's Demystifying the Stitcher: Classes 4 and 26		SAT	14.00 - 17.00	\$85
Andre	Slickbald's Knife Sheath		THU	09.00 - 17.00	\$275
Bentvelzen	Figure Carving: Real Rembrandt		SAT	09.00 - 17.00	\$175
Dobstetter	Dragon Bag		FRI	09.00 - 17.00	\$200
Flanagan	African Elephant		THU-FRI	09.00 - 17.00	\$300
King	Precision Stamping with Barry King		THU	09.00 - 13.00	\$125
Nadeau	Modeled Cowhide Mask		FRI	09.00 - 17.00	\$175
Okada	Corner Zipper Wallet		FRI	09.00 - 17.00	\$175
Okada	Floral Carving for a Wallet or Panel		WED-THU	09.00 - 17.00	\$360
Pierce	Make a Vest that Fits!		SAT	09.00 - 13.00	\$150
Pinter	Sheridan Style Drawing Basics		SAT	09.00 - 13.00	\$125
Romero	Cut and Prep Your Own Lace		WED	14.00 - 18.00	\$125
Romero	Sliding Turks Head Knots		THU	09.00 - 17.00	\$225
Skinner	Adobe Illustrator and Leather Work		WED	09.00 - 13.00	\$95
Thießen	3-D Dragon Head		WED	09.00 - 17.00	\$175
Umbach	Unique Leather Sneakers		WED	09.00 - 17.00	\$200
van der Stroom	Tandy Leather's Beginning Leathercraft for Kids		SAT	10.00 - 13.00	FREE
Vaughan	Alligator Long Wallet		WED	09.00 - 17.00	\$185
Volbach	Airbrushing: "Western Sunset"		THU-FRI	09.00 - 17.00	\$300
Volbach	Swivel Knife Finesse		SAT	09.00 - 17.00	\$175
Volken	Bigfoot's Bracelet Factory		WED	09.00 - 16.00	\$200
Volken	Creativity: Design and Design Thinking		THU	14.00 - 18.00	\$120
Wagner	Antiquing and Weathering Techniques		SAT	09.00 - 13.00	\$125
Wagner	Dyeing for Lighting Effects: Stained Glass Window		FRI	09.00 - 17.00	\$165

Key: WED=Wednesday, THU=Thursday, FRI=Friday, SAT=Saturday

Tips for Students:


- Arrive at least 15 minutes early at Rozet for your workshop.
- Check in at the main entrance and collect your Student Badge & Wristband.
- Sharpen your tools.
- Bring a light (ie: headlamp).
- Bring a small cutting board/stamping stone (required for many workshops).
- Bring the supplies for each workshop listed under "Materials to Bring"; all other supplies will be provided for you by the instructor or other companies.
- Please do not wear perfumes/cologne in the workshops.
- Please silence your phones in the workshops.

List of Workshops: by TITLE	Instructor	Pg	Day	Time	Price
3-D Dragon Head	Thießen		WED	09.00 - 17.00	\$175
Adobe Illustrator and Leather Work	Skinner		WED	09.00 - 13.00	\$95
African Elephant	Flanagan		THU-FRI	09.00 - 17.00	\$300
Airbrushing: "Western Sunset"	Volbach		THU-FRI	09.00 - 17.00	\$300
Alligator Long Wallet	Vaughan		WED	09.00 - 17.00	\$185
Antiquing and Weathering Techniques	Wagner		SAT	09.00 - 13.00	\$125
Bigfoot's Bracelet Factory	Volken		WED	09.00 - 16.00	\$200
Corner Zipper Wallet	Okada		FRI	09.00 - 17.00	\$175
Creativity: Design and Design Thinking	Volken		THU	14.00 - 18.00	\$120
Cut and Prep Your Own Lace	Romero		WED	14.00 - 18.00	\$125
Dragon Bag	Dobstetter		FRI	09.00 - 17.00	\$200
Dyeing for Lighting Effects: Stained Glass Window	Wagner		FRI	09.00 - 17.00	\$165
Figure Carving: Real Rembrandt	Bentvelzen		SAT	09.00 - 17.00	\$175
Floral Carving for a Wallet or Panel	Okada		WED-THU	09.00 - 17.00	\$360
Make a Vest that Fits!	Pierce		SAT	09.00 - 13.00	\$150
Modeled Cowhide Mask	Nadeau		FRI	09.00 - 17.00	\$175
Precision Stamping with Barry King	King		THU	09.00 - 13.00	\$125
Sheridan Style Drawing Basics	Pinter		SAT	09.00 - 13.00	\$125
Slickbald's Demystifying the Stitcher: Classes 4 and 26	Andre		SAT	14.00 - 17.00	\$85
Slickbald's Knife Sheath	Andre		THU	09.00 - 17.00	\$275
Sliding Turks Head Knots	Romero		THU	09.00 - 17.00	\$225
Swivel Knife Finesse	Volbach		SAT	09.00 - 17.00	\$175
Tandy Leather's Beginning Leathercraft for Kids	van der Stroom		SAT	10.00 - 13.00	FREE
Unique Leather Sneakers	Umbach		WED	09.00 - 17.00	\$200

Key: WED=Wednesday, THU=Thursday, FRI=Friday, SAT=Saturday

ATTENTION STUDENTS!

Consider building this essential leatherworking travel board to bring with you to Arnhem. Just gather a slab of granite/marble, some plywood, and either a rubber (Poundo board) or cutting board and some sturdy glue. Personalize your board with a custom leather handle! Voila!




Subject	List of Workshops: by SUBJECT	Instructor	Pg	Day	Price
3-D Tooling	3-D Dragon Head	Thießen		WED	\$175
3-D Tooling	African Elephant	Flanagan		THU-FRI	\$300
Airbrushing	Airbrushing: "Western Sunset"	Volbach		THU-FRI	\$300
Assembly	Alligator Long Wallet	Vaughan		WED	\$185
Assembly	Dragon Bag	Dobstetter		FRI	\$200
Assembly	Slickbald's Knife Sheath	Andre		THU	\$275
Assembly	Unique Leather Sneakers	Umbach		WED	\$200
Beginner	Tandy Leather's Beginning Leathercraft for Kids	van der Stroom		SAT	FREE
Braiding	Cut and Prep Your Own Lace	Romero		WED	\$125
Braiding	Sliding Turks Head Knots	Romero		THU	\$225
Coloring	Dyeing for Lighting Effects: Stained Glass Window	Wagner		FRI	\$165
Figure Carving	Figure Carving: Real Rembrandt	Bentvelzen		SAT	\$175
Floral Carving	Floral Carving for a Wallet or Panel	Okada		WED-THU	\$360
Floral Drawing	Sheridan Style Drawing Basics	Pinter		SAT	\$125
Garment	Make a Vest that Fits!	Pierce		SAT	\$150
Pattern Design	Adobe Illustrator and Leather Work	Skinner		WED	\$95
Pattern Design	Creativity: Design and Design Thinking	Volken		THU	\$120
Sewing	Corner Zipper Wallet	Okada		FRI	\$175
Sewing	Slickbald's Demystifying the Stitcher: Classes 4 and 26	Andre		SAT	\$85
Stamping	Bigfoot's Bracelet Factory	Volken		WED	\$200
Stamping	Precision Stamping with Barry King	King		THU	\$125
Swivel Knife	Swivel Knife Finesse	Volbach		SAT	\$175
Various Techn.	Antiquing and Weathering Techniques	Wagner		SAT	\$125
Wet Forming	Modeled Cowhide Mask	Nadeau		FRI	\$175

Host Hotel: Holiday Inn Arnhem
Nieuwe Oeverstraat 50, Arnhem, 6811 JB Netherlands
(across the street from Rozet)

Booking Link

https://www.hiexpress.com/redirect?path=rates&brandCode=EX&localeCode=en®ionCode=925&hotelCode=ZYMEX&checkInDate=17&checkInMonthYear=092023&checkOutDate=22&checkOutMonthYear=092023&_PMID=99801505&GPC=LLL&cn=no&viewfullsite=true

Be sure to adjust your dates when visiting the link!



DestinationsOur BrandOffersGroups & EventsIHG® One Rewards

← Select a Different Hotel

Need help? Ask our virtual assistant

Best Price Guarantee


Nieuwe Oeverstraat 50, Arnhem, NL

17/10/2023 - 22/10/2023


1 Guest1 Room

Change Search

Home > Select a Hotel > Select a Room

 Holiday Inn Express: Arnhem

Select your room

 Amenities

EUR

Cash

Points + Cash

Points

11

3-D Dragon Head


Gesa Thiessen

Rozet, Lokaal 3.07

Wednesday – 18. October – 09.00 - 17.00

All skill levels welcome! Student Limit 10

\$175.00



Learn how to make an impressive 3-D dragon head. Each student will learn how to use simple tools to decorate and shape the dragonhead. The coloring will be done with acrylic paint and the 3-D dragonhead can then be finished as a bag charm or mounted on a handbag flap in Armin Dobstetter's workshop (Friday).

Materials to Bring: Pencil, notebook, tracing stylus, stamping tools (a full tool list will be emailed to each student upon registration), stamping surface, swivel knife, strop, and a maul/mallet.

Materials for this workshop donated/provided by:

Hermann Oak Leather Co., Renia GmbH, and Tandy Leather

Adobe Illustrator and Leather Work

Dave Skinner

Rozet, Lokaal 3.01

Wednesday – 18. October – 09.00 - 13.00

Beginner

Student Limit 12

\$95.00



Adobe Illustrator...the next step in the evolution of the craft! Graphic applications, like those found in the Adobe Suite, can be very confusing and intimidating to some. This is where Dave Skinner can help take the mystery away. As a graphic designer, Dave has been using Adobe Illustrator for the last 30 years, using it to create simple line drawings and all the way up to branding and marketing campaigns. Now he uses the application to create carving layouts, project templates, maker stamps, logo designs, marketing material, and so much more...

Materials to Bring: Notetaking materials (notebook, pencil/pen, laptop, tablet, mobile phone, etc.). Video recording during the class is not permitted.

Materials for this workshop donated/provided by:

Skinner Leather

African Elephant

Kathy Flanagan

Rozet, Lokaal 3.14

Thursday-Friday – 19.-20. October – 09.00 - 17.00

Intermediate

Student Limit 10

\$300.00



There are plenty of ways to tool an elephant on leather, but do you know how to make one look realistic? Let Kathy help you with this. With Kathy, you will learn how to emboss an African bull elephant, cut certain parts to create a more three-dimensional appearance, and how to tool the skin for more realism. Color will be applied once the tooling is finished, and you will walk away with a complete 8" x 10" picture, ready for framing. This workshop may take a few extra hours in order not to feel rushed, and if so, may run into the evening hours on one or both days.

Materials to Bring: Stamping surface, mallet, stylus, modeling spoon, swivel knife, strop, smooth pear shaders, smooth bevelers, smooth and checkered matting tools, scalpel with #11 blade, palette knife or large modeling spoon, round paint brushes - #0 to #6, weight to hold leather, and a ball modeler.

Materials for this workshop donated/provided by:

Hermann Oak Leather Co., Renia GmbH, and Tandy Leather

Airbrushing: "Western Sunset"

Jürgen Volbach

Rozet, Lokaal 3.05

Thursday-Friday – 19.-20. October – 09.00 - 17.00

All skill levels welcome!

Student Limit 10

\$300.00



In this first ELWATS airbrushing workshop, you will learn the basic first steps of using an airbrush free-hand (no stencils). Using veg tan leather, you'll start with some contour stamping on Day 1.

On the second day you will bring the stamping to life with color. Jürgen will cover how to assemble, disassemble, and clean the airbrush in addition to showing you how to load the colors, apply spraying techniques, and more. Jürgen will share his technical know-how regarding colors and first-timer's tricks. You'll get different acrylic colors to test, then learn about color gradients, working only with a brush and airbrush! At the completion of this workshop, you will go home with a finished mural of a cowboy/Native American Indian on a horse in the sunset! Airbrushes will be provided and there will be an opportunity to purchase yours from Jürgen after class.


Materials to Bring: A box of facial tissues (Kleenex), mask, fast charging wall charger with USB port, stamping stone, swivel knife, strop, maul/mallet, smooth figure bevelers – 4 different sizes, smooth steep beveler – 4 different sizes, modeling spoon, checkered backgrounders – different sizes, paper towels, fine brushes – different sizes, and a large piece of white paper.

Materials for this workshop donated/provided by:

Hermann Oak Leather Co., The Fiebing Company, and Tandy Leather

Renia
Bonding for Life

NEW Renia- 3D Embossing Filler



Best for embossing work, quick-drying, great stability, perfect support for further carving. Easy application - does not stick to applicator. Dries within 1-2 hours, can be accelerated with heat. Sizes: 8 oz, 16 oz



Renia USA Inc.

6180 Atlantic Blvd. · Suite N
Norcross, GA 30071

www.renia.us · info@renia.us

P: 470-395-6280 · F: 770-234-5952

Toll-free: 844-481-9668

Ask your supplier about this new
addition to the Renia line!

Official
Workshop
Sponsor

Alligator Long Wallet

Broderick Vaughan

Rozet, Lokaal 3.14

Wednesday – 18. October – 09.00 - 17.00

All skill levels welcome! Student Limit 15

\$185.00



A first at ELWATS! Exotic leather! Make a long wallet using authentic, beautiful, alligator skin. This wallet will hold at least a dozen cards and wads of cash, plus photos, a checkbook, but best of all, allure. Paying your bills has never felt better when you can pull this beautiful wallet out of your pocket or handbag! The workshop will include the student dyeing a crust alligator skin pattern and assembling the wallet. Students will be machine sewing this project and finishing the edge.

Materials to Bring: Notebook, pencil/pen and questions. Cameras and video are welcome. You will need a cutting mat, knife and scissors. If you prefer to hand-stitch your item you will need your pricking irons, needles, mallet, pounding board, etc. Don't forget your maker's mark if you have one.

Materials for this workshop donated/provided by:

The Fiebing Company, Renia, Leather Machine Co. LLC, Tandy Leather, and Vaughan Gators

Antiquing and Weathering Techniques


Lea Wagner

Rozet, Lokaal 3.02

Saturday – 21. October – 09.00 - 13.00

All skill levels welcome! Student Limit 10

\$125.00



Join Lea on an adventure and dive into the world of movies, theatre and costumes! In this workshop, she will show you different dyeing and coloring techniques to make your leather items look as if they survived medieval battlefields, rides through the desert, or a century on the high seas. It's also a great workshop for anyone who likes to restore vintage leather items or just wants to add a bit of a used look to their next project.

Materials to Bring: Notebook and pen; all other materials will be provided.

Materials for this workshop donated/provided by:

Hermann Oak Leather Co.

Bigfoot's Bracelet Factory

Serge Volken

Rozet, Lokaal 3.02

Wednesday – 18. October – 09.00 - 16.00

All skill levels welcome! *Student Limit 12*

\$200.00



Ever thought of simple and easy projects for little cost? Thinking about small giveaways or presents that still impress? Looking for a way to value your leather scraps? Have visitors in your shop wanted to buy something but didn't have the budget? Small gifts can also bring great joy.

Here's a solution: Let's make some bracelets! Create unique and budget-friendly leather bracelets for small business giveaways or gifts. Crafted from leather scraps, these bracelets offer customizable designs – stamped, braided, or laced. Explore diverse closures, practice dyeing techniques (like super-fast and easy block dyeing), and even make leather buttons. The class fosters creativity, connection, and the joy of exchanging handcrafted presents. Plus, your scrap box will now turn a profit! At the end of the class, we'll have a handful of different bracelets and my guess is, there will be lots of little presents to be exchanged among new friends at the ELWATS or when returning home. Key Concepts: Make lots in little time; Impress your clients, not your peers; Improve your client service with little tokens. P.S. You have no idea how many drinks on the house I'm still getting just by handing out free bracelets to the service personnel!

Materials to Bring: Compass, small round punch (2mm), mallet, punch board, cutting mat, pointy modelling tool or lacing fid, geometric stamps, strap cutter, rotary punch, sponge, rags (old T-shirt), and a small click blade box cutter.

Materials for this workshop donated/provided by:

Hermann Oak Leather Co., The Fiebing Company, and Tandy Leather

Corner Zipper Wallet

Akiko Okada

Rozet, Lokaal 3.03

Friday – 20. October – 09.00 - 17.00

All skill levels welcome! *Student Limit 12*

\$175.00



Join Akiko in making a small wallet with an L-shaped zipper! This versatile little wallet will end up having many different uses in your pocket or handbag. Learn how to install a zipper through a corner. The wallet will also feature a flower carving. Akiko is a master at the Sheridan style and is prepared to show you what she knows. This workshop is sure to be a winner!

Materials to Bring: Mallet/maul, stamping stone, tracing pen, swivel knife, toothbrush, strop, round knife, safety beveler, needles and thread, beeswax, stitching chisels (5/64), stitching awl, and the following stamping tools: checkered bevelers #1 & #2, undershot/lifter #1, lined veiner #1, scalloped veiner #1, stop, leaf liner #1, smooth thumbprint #0, horizontal thumbprints #0 & #00, vertical thumbprints #0 & #00, small flower center (your favorite), backgrounder #23 or #25, camouflage #2, mule foots #00, #1, & #2~3. (Refer to Barry King Tools.)

Materials for this workshop donated/provided by:

Hermann Oak Leather Co., The Fiebing Company, and Tandy Leather

Creativity: Design and Design Thinking


Serge Volken

Rozet, Lokaal 3.02

Thursday – 19. October – 14.00-18.00

All skill levels welcome! Student Limit 12

\$120.00



It's about being creative as opposed to being able to draw by nature. Just because you can't draw doesn't mean you can't be creative; quite the contrary! We will explore the roots of design: how to determine design space, talking about design elements, their distribution in space, visual balance, etc., and furthermore, talk about how to make modern and abstract designs.

Creativity is not limited to artistic skills like drawing. It encompasses a wide range of abilities to think innovatively, problem-solve, and come up with unique ideas. My goal is to give you a tool box that is useful for thousands of future projects instead making something pretty to bring back home.

On the business side of design thinking, understanding your target audience's design preferences, needs, and aesthetics is crucial for creating products, designs, or experiences that resonate with them. This process involves delving into the minds of your customers to gain insights that go beyond basic demographics and surface-level data.

Materials to Bring: Paper (any printer paper is good enough), 3B (soft) pencils, HB (harder) pencils, pencil sharpener, ruler, compass, eraser, and a bone folder.

Cut and Prep Your Own Lace

Isaac Romero

Rozet, Lokaal 3.01

Wednesday – 18. October – 14.00-18.00

Beginner Student Limit 15

\$125.00



After seeing that many of my colleagues have serious problems cutting and preparing their lace for braiding, Isaac has decided to show you how he does it. You will learn how to cut the lace from a full hide using different tools, and he will share some tips that will make your life much easier. You will also have the opportunity to split and bevel the lace so that at the end of the class, in addition to having learned how to cut and prep your lace, you will own a lace cutter and few meters of lace.

Materials to Bring: Cutting board and a scalpel.

Materials for this workshop donated/provided by:

Hermann Oak Leather Co., Leather Artisan Lab, and Tandy Leather

Dragon Bag

Armin Dobstetter

Rozet, Lokaal 3.07

Friday – 20. October – 09.00 - 17.00

All skill levels welcome! Student Limit 10

\$200.00



This workshop is open to all, whether or not you also took the 3-D Dragon Head workshop with Gesa Thiessen. First, you will make the patterns for a round bag; then you will cut and skive the leather. After that, you will prepare the piping and set the zippers (2 of them). Next, the center piece will be done and then the lining. Afterwards, you will either set rivets or spots. After this, you will mount the dragon head, which was made in Gesa's class, or, if students did not attend the dragon class, it will be possible to mount something different in the middle. In this case, Armin will offer different conchos or coins to the students. The last step will be sewing everything together.

Materials to Bring: Notebook, pencil/pen, cutting board, head knife, utility knife, strop, skiving knife or safety beveler, glass plate DINA4, stitch groover, edge beveler & edge creaser for approx 5-6 oz leather, ruler with steel edge or steel square, maul or mallet, scissors, candle, seaming pliers, leather sheen, burnishing gum (Toko Pro), spot setter (if available), rotary punch, edge slicking wheel, and a piece of canvas or jeans cloth.

Materials for this workshop donated/provided by:

Hermann Oak Leather Co., Leather Machine Co., Renia GmbH, and Tandy Leather

Dyeing for Lighting Effects: Stained Glass Window


Lea Wagner

Rozet, Lokaal 3.02

Friday – 20. October – 09.00 - 17.00

All skill levels welcome! Student Limit 10

\$165.00



Dive into the world of colors! In this class, you will get creative and work with different textures, dyes, finishes and colors. Lea will teach you her shading and blending technique with dye and acrylic paint, using different ways to apply color to your leather. Antique techniques and finishes will also be part of our class, as well as light and color theory. In the end, you will not only tool and dye your own "stained glass window" on leather, you will also take home the skills to create stunning light effects on all of your future artworks.

Materials to Bring: 3 pairs of rubber gloves in your size, swivel knife, strop, maul/mallet, background stamps, and pear shaders or other textured leather stamps of choice. If you don't own the supplies needed, you can borrow them in class.

Materials for this workshop donated/provided by:

Hermann Oak Leather Co., The Fiebing Company, and Tandy Leather

Figure Carving: Real Rembrandt

Karin Bentvelzen

Rozet, Lokaal 3.01

Saturday – 21. October – 09.00 - 17.00

Intermediate

Student Limit 14

\$175.00



Immerse yourself in the world of creating likenesses in leather. Together with Karin, you will make a portrait of Rembrandt van Rijn, the most famous painter in the Netherlands. Karin will show you tips and tricks and different techniques on how to make this legend in leather. There will also be instruction on adding color to the finished work so that you go home with a completed portrait.

Materials to Bring: Notebook and pen, stamping stone, mallet, stylus, swivel knife, strop, modeling tool, smooth bevelers, small pear shader, background tool, and a good brush (size 2).

Materials for this workshop donated/provided by:

Hermann Oak Leather Co., The Fiebing Company, and Tandy Leather

Floral Carving for a Wallet or Panel

Akiko Okada

Rozet, Lokaal 3.03

Wednesday-Thursday – 18.-19. October – 09.00 - 17.00

All skill levels welcome!

Student Limit 12

\$360.00



Join venerated Japanese artist, Akiko Okada, for two days of design composition and tooling/stamping that looks beautiful for a wallet or on the wall in your home! You will also receive Akiko's paper pattern for the wallet, including card pockets, and a guide book on how to assemble it.

Materials to Bring: Mallet/Maul, stamping stone, tracing pen, swivel knife, some wool pieces, piece of cloth, toothbrush, fine point brushes, hair dryer, strop, and the following stamping tools (bevelers: checkered #1 & #2; undershots/lifters: #0, #1, & #2; veiners: lined #1 & scalloped #1; stop: smooth #2; leaf liner: #1; thumbprints: smooth #00, #0, & #1, and horizontal #00, #0, & #1, and vertical #0 & #1; flower centers: some #1 & #2 of your favorites; backgrounders: #23 or #25 [3, 5, 7 holes]; camouflage: lined #2 fluted if you have it; mule foot: #00, #1, #2, & #3; S628, S705, F922, and a modeler). Refer Barry King's stamping tools catalog. If you have something similar to these tools, of course you can use them.

Materials for this workshop donated/provided by:

Hermann Oak Leather Co. and Tandy Leather

Make a Vest that Fits!

Julie Pierce

Rozet, Lokaal 3.07

Saturday – 21. October – 09.00 - 13.00

All skill levels welcome! Student Limit 6

\$150.00



This class will teach the fundamentals of garment fitting that will then be used to create a cotton canvas shell for a vest that fits! We'll talk about how to take accurate measurements, modify a pattern, construct the garment, and fine tune the fit. You'll come away with an understanding of how to make a vest that finally fits and a pattern that you can use for any fabric or leather.

Materials to Bring: Large cutting mat, rotary cutter with new blades, fabric scissors, straight edge, pen/pencil, notebook, 2 meters of medium weight cotton canvas/fabric.

Materials for this workshop donated/provided by:

Leather Machine Co., LLC

Modeled Cowhide Mask

Michael Nadeau

Rozet, Lokaal 3.01

Friday – 20. October – 09.00 - 17.00

All skill levels welcome! Student Limit 10

\$175.00



Leather modeling, also known as leather sculpting, is a technique where we use relatively thick natural cowhide that has been saturated in water. For this technique, we do not use a matrix, as in leather moulding where thinner leathers are used, but we stretch out the leather from the flesh side with casts and mallets. Once we create the volume, we shape the surface of the leather with modeling tools, bone folders and add additional volume with horn tools. This technique offers many creative possibilities as we are not constrained by a mould and because we use a 2 mm leather thickness, the results are very firm and stable. For this workshop, we will make an anatomical mask where we will learn all the steps from saturating the leather to the shaping of angles, the creation volume and depth, and other final touches. Although the steps will be similar for all the participants, there will be ample opportunity to create a very personalized and unique piece.

Materials to Bring: Leather cutting knife, scalpel, mallet, bone folder, modeling tools for embossing, and a stamping stone.

Materials for this workshop donated/provided by:

Tandy Leather



LEATHER MACHINE CO

(866) 962-9880 | info@leathermachineco.com | leathermachineco.com

© 2020 Leather Machine Co. LLC.

IN PROFESSIONAL LEATHERCRAFT
COBRA IS KING

Precision Stamping with Barry King


Barry King

Rozet, Lokaal 3.02

Thursday – 19. October – 09.00 - 13.00

All skill levels welcome! Student Limit 16

\$125.00



Barry King has produced thousands of basket stamps over the years and he's tried every single one of their designs! This workshop will consist of basic to advanced designs using your tools. Barry will begin with design overview of placing brands, initials, or floral designs into the geometric patterns. You'll learn proper usage of tools to create the designs they are meant to create, and then use the same tools to create new designs. Attention will be given to how to orient the tools so that they line up as well as address how to fit your design within an allocated space (border-to-border). There will be open discussion for any questions on finishing projects as well. Barry will have many tools available to try to see what designs you can create with them.

Materials to Bring: Stamping stone, mallet/maul, ruler, square, stylus, geometric tools, wing dividers, note taking materials and a camera.

Materials for this workshop donated/provided by:

Hermann Oak Leather Co., Barry King Tools, and Tandy Leather

Sheridan Style Drawing Basics

Gabor Pinter

Rozet, Lokaal 3.03

Saturday – 21. October – 09.00 - 13.00

Beginner Student Limit 10

\$125.00



Gabor's drawing method is easy to understand and master, even if it's your first time ever with a pencil and a piece of paper! You don't have to show up with any kind of experience, or even talent - it's guaranteed that you will leave with a good understanding of the structure of Sheridan scrolls!

Materials to Bring: A4 Notebook/drawing paper, mechanical pencil (preferably 0,7 size with HB lead), highlighter, pen/pencil (thin point black sharpie or soft color pencil with sharpener), and an eraser.

Materials for this workshop donated/provided by:

Leather Crafters & Saddlers Journal

Slickbald's Demystifying the Stitcher: Classes 4 and 26

Chris Andre

Rozet, Lokaal 3.07

Saturday – 21. October – 14.00-17.00

All skill levels welcome! Student Limit 25

\$85.00



More and more, leathercrafters like you are purchasing the versatile Cobra Class 26 or the powerful Cobra Class 4 stitchers for your workshops. Get off to a great start with your machines by having Chris show you how to set up the machines, find “home”, discuss tension and thread weights, and go over the accessories as well. Various applications of the 4 and 26 will be demonstrated. Do you already own one of these machines and need help? Questions are encouraged and students will have the opportunity to practice with the stitchers on hand.

Materials to Bring: Note taking materials.

Materials for this workshop donated/provided by:

Leather Machine Co., LLC

Slickbald's Knife Sheath

Chris Andre

Rozet, Lokaal 3.07

Thursday – 19. October – 09.00 - 17.00

All skill levels welcome! Student Limit 10

\$275.00



Together with Slickbald you will learn how to design and build a sheath for a USA-made hunting knife. Each student will receive a new knife, valued at \$150, and will take home the knife and sheath! You will learn to design a “split toe” pattern from scratch and create a welted sheath stamped with a geometric design of your choosing, complete with a handle wrap.

Materials to Bring: Pencil, ruler, well-sharpened round knife or similar, strop, edge bevellers, wide push skiver, camouflage stamp, dividers, geometric stamps (if desired), stamping surface and maul/mallet.

Materials for this workshop donated/provided by:

Hermann Oak Leather Co., Leather Machine Co., LLC, and Tandy Leather

Sliding Turks Head Knots

Isaac Romero

Rozet, Lokaal 3.01

Thursday – 19. October – 09.00 - 17.00

All skill levels welcome! *Student Limit 8*

\$225.00



Braided knots can be incorporated into projects like bracelets, key rings, bag closures, and as far as your imagination takes you. In this class, you will create sliding knots with some variations. We will start with the basic knot, then move on to integrating two types of interweaves, such as the Herringbone and Pineapple. The main goal is to repeat the Turks head knot several times, because repetition makes us memorize the steps better.

Materials to Bring: Lacing fid/awl, bone folder, thread needles, lacing needles, some brushes, and rags to apply finish and antique. A small desk lamp or headlamp will be helpful, too.

Materials for this workshop donated/provided by:

The Fiebing Company

Swivel Knife Finesse


Jürgen Volbach

Rozet, Lokaal 3.05

Saturday – 21. October – 09.00 - 17.00

All skill levels welcome! *Student Limit 15*

\$175.00



Wield your swivel knife with confidence! Learning to cut smoothly and seamlessly is the goal of this workshop. This is the right workshop for anyone who is a little afraid of making decorative cuts, or who has some trouble with positioning or holding the swivel knife, has problems with sharpening, does not know which blade is to be used for what...Let Jürgen guide you on cutting depth, pressure, correct hand grip, cutting for beveling, cutting for decorative cuts, using the correct blade for your work, and more. He'll also be teaching correct sharpening techniques and ways to keep your blades sharper for longer. Patterns that will challenge and delight will be provided. At the end of the workshop, you'll cut a complete design into leather using only your swivel knife!

Materials to Bring: Your swivel knife, polishing strop, stylus, notepad, mechanical pencil (0,7 mm B - soft), bonefolder and every question you've ever had about mastering the swivel knife.

Materials for this workshop donated/provided by:

Hermann Oak Leather Co. and Tandy Leather

Tandy Leather's Beginning Leathercraft for Kids

Gerda van der Stroom

Rozet, Lokaal 3.14

Saturday – 21. October – 10.00 - 13.00

Beginner

Student Limit 10

Free



If you have never worked with leather then this is your chance to dive in and make something fun! A hands-on project will be provided for each student by Tandy Leather Spain. The instructor will take you through each step of the project, ensuring you will understand the process and have a finished project to show off to everyone at home and all of your friends! This workshop is intended for kids ages 8-17. **Please record child's (children's) name(s) in the Order Notes Box (located under the Shipping Address) when you Check Out.**

Materials to Bring: All materials will be supplied.

Materials for this workshop donated/provided by:

Tandy Leather

Unique Leather Sneakers

Simone Umbach

Rozet, Lokaal 3.05

Wednesday – 18. October – 09.00 - 17.00

All skill levels welcome! - Student Limit 10

\$200.00



Make your own unique sneakers! In this class Simone will show you how you can design and finish sneakers by yourself. Since we only have limited time, each participant will make a pair of sneakers as a single-layer variant. The sneakers on this day can be made of cowhide or leather that Simone provides. Different thread and sole colors will ensure that each pair is unique.

Simone will have some examples with her and will be happy to answer any questions about lined sneakers and the different patterns available; this way, you can easily transform your own ideas later at home or in your own workshop! She is really looking forward to spending a great and creative day with you!

Materials to Bring: Notetaking materials, pencil, sharp scissors, cutting knife, socks you want to wear them in the sneakers, and (if you have them) a pair of insoles (or the entire pair of shoes) that fit well.

Materials for this workshop donated/provided by:

Lederundstoff and Tandy Leather



Chris "Slickbald" Andre

Chris "Slickbald" Andre is a professional leather artist and maker from Colorado who received the Al Stohman Award for Achievement in Leathercraft in May of 2022. Chris works mostly in cowboy action and concealed carry gun leather while dabbling in saddles, cowboy trappings and motorcycle gear. Chris is also an active and competitive member of SASS and Cowboy Fast Draw, and is a lifetime competitive shooter. Chris authors a variety of instruction and pattern packs for gun leather and other items as well as offering workshops in holster making and carving.



Karin Bentvelzen

has been a leather crafter for more than 35 years. She loves all aspects of leather crafting, but portraits are her favorite. She spends much of her time giving workshops all over The Netherlands. Karin speaks Dutch and English.



Armin Dobstetter

started leatherwork during his 14 years at a local reenactment American Indian Club. With his first Harley-Davidson in 1980, he started to create useful things for his bike, then for the bikes of friends. In 1990, he started his business and today he is one of best leather artists in Europe for seats, saddlebags and various motorcycle gear, working not only on leather with his own designs, but also creating base plates and doing the upholstery. Check out his website at www.customleather.de. Armin speaks German and English.



Kathy Flanagan

started her leathercraft career when she was very young with a 4-H project, not knowing what it would lead to many years later. She has become the recipient of prestigious awards, such as the coveted Al Stohman Award and Master Leather Artisan of the Year from the Academy of Western Artists. Figure carving has become her primary focus, and she is determined to share everything she has learned.



Barry King

has made Sheridan, Wyoming, his lifelong home. From his first leather project as a third grader to an artist in his own right, Barry King has remained true to the Sheridan style of carving. Though the majority of his time is spent developing and perfecting tools to carve and stamp leather, Barry, the 1994 (first!) Ann Stohman Youth Award recipient and owner of Barry King Tools in Sheridan, Wyoming, still finds time to put his own leather tools to work.



Michael Nadeau

has been teaching leathercraft for 25 years in cinema and theatre making masks, body armour, shields, and helmets amongst many other pieces. He has imparted master classes, especially moulding and modeling, in many leathercraft schools and shows all around Spain. He has also won several awards, such as the Pieza unica de la Comunidad de Madrid, Pieza unica de San Isidro, or Premio Caja Jaen. His latest work was done for the musical theatre La Malinche, where he did all the leather work and two Samurai suits of armour for an event organized by chef Ferran Adria.

INSTRUCTORS



Akiko Okada

has taught leathercraft for over 40 years and teaches children in the summer as a volunteer. She has built full size and 1/2 size saddles with Clint Fay in 2007 & 2008, and entered the World Leather Debut every year from 2005-2012, winning blue ribbons there seven times. She received the AI Stohlmán Award for Achievement in Leathercraft in 2013, which encouraged her and reassured her to stay with leathercraft for life.



Julie Pierce

Julie Pierce has been sewing by hand for as long as she can remember and on a machine since a 1970 home economics class. In the years since, Julie has made everything from bridal gowns to rodeo royalty wear. Julie first began making leather clothing in 2009, when she completed a leather jacket to wear at the National Finals Rodeo in Las Vegas. Currently, Julie operates JJ Pierce Co. in Lewiston, Idaho, making bespoke leather garments.



Gabor Pinter

is a leather artist and graphic designer. He started leatherwork in his father's saddle shop in Hungary, where leather carving knowledge was hard to come by, until he got AI Stohlmán's Figure Carving booklet as a Christmas present. Educating himself from books and later from social media groups, he finds it extremely important to try and pass on his knowledge to the younger generations. Gabor is the author of *Sheridan Style Floral Drawing*, Issue #01. Gabor speaks English and Hungarian.



Isaac Romero

started with leather as a hobbyist around 1994. He studied at the Arts and Crafts Leather School in Cordoba (Spain) and Loewe's Leather Design, receiving a Master's Degree. He has been a full-time leather worker since 2003. Since 2018, he's been sharing his knowledge, offering classes in different countries. In 2020, he started his business, Leather Artisan Lab, selling carefully selected premium leather tools. Isaac speaks Spanish and English.




Dave Skinner

is a Canadian leather artist and graphic designer located in Ottawa, Ontario, Canada. He was introduced to the leather world via an introduction to leather carving course in Nov. 2014 and has been chasing leather related knowledge ever since. Through his business, Skinner Leather, he is now blending his 30 years of experience as a graphic designer with his passion for leatherwork and carving. You can see samples of Dave's work at facebook.com/skinnerleather. Dave speaks English and Canadian.



Gesa ThieBen

found her love for leathercraft while making model horse tack during her teen years. Her love of horses and leathercraft let her start a three-year apprenticeship at Passier & Sohn, a traditional German saddlery, where she is still employed. During her apprenticeship, she met other young saddlemakers and was introduced to leather carving. This started her passion for any kind of artistic leatherwork.



Simone “Moe” Umbach

is 42 years old and lives in southern Germany. Her job as a mechanical engineering technician meant she has always liked working with her hands. She started trying out with leather 9 years ago. For a few years, she made custom leather handbags full-time, which she shipped all over the world. Moe now has an online shop for people who like leatherwork and she goes to different markets to sell her products such as belts, handbags, sneakers and accessories. After being asked to offer workshops, she began to offer those that match products in her online shop.



Gerda van der Stroom

began to work with leather in 1982, with her main interest being to make useful and functional leather art. She does a lot of custom work such as designing wall decorations, saddlebags, saddles, cases, belts, jewelry and more. To promote the art of leather working in the Netherlands, she teaches workshops in her leather shop and in schools. She organized “Leather 2000”, a large leather show with workshops in Europe, with artists from all over the world. The show inspired an interest in leather in the Netherlands, which is still going strong today. Gerda speaks Dutch and English.



Broderick Vaughan

owns Vaughan Gators in Tallahassee, Florida. What started as a new hobby for an avid lifetime hunter turned into a full-time job as a nuisance alligator trapper for the Florida Wildlife Commission. After a decline in the international alligator hide market in 2016, Broderick began tanning all of his own hides at Sebring Custom Tanning. The unique experience of being a part of the entire production process, from capturing the live alligator to making the finished goods, is what led him to develop a passion for leatherwork.



Jürgen Volbach

Jürgen Volbach is a leatherworker from Cologne, Germany, who had his first lessons 30 years ago with the famous boot and saddle maker, Don Atkinson in Kerrville/ Ingram, Texas. He worked with leather every day, making leather designs and toolings and carvings for clients using old and new leather skills. Jürgen teaches many workshops in his work space in Cologne and other countries/towns to teach students the different techniques. He is the 2020 recipient of the AI Stohlman Award for Achievement in Leathercraft. Jürgen speaks German and English.



Serge “Bigfoot” Volken

2017 AI Stohlman Award winner Serge Volken (a.k.a. Bigfoot) has surprised us more than once with innovative design concepts. His design classes are more than just learning to draw a pattern. It is whole concepts – giving a key for each one to create an endless amount of designs other than the classics seen over and over again. His intention is to widen the design options for leather carvers. As he often mentions: Instead of handing out a banana you will get the key to the banana plantation. Serge speaks French, German, English, Italian and Spanish.



Lea Wagner

Lea Wagner found her passion in leather craft early in life during her university studies in Germany and decided to follow her dream of becoming a full time leather crafter. After three years of apprenticeship at a workshop and attending a professional saddlery school, she started to create leather art and specializes in fantasy and historical costumes and custom-designed items for movie and theatre. You can find her on social media as Medusa-LeatherArt or visit www.medusa-leatherart.de. Lea speaks German and English.



EST 1999

SPRINGFIELD
LEATHER COMPANY



**ALL YOUR
LEATHER
CRAFTING
NEEDS!**



1-800-668-8518 | www.springfieldleather.com

1463 S Glenstone Ave. Springfield, MO 65804



@ barrel_proof_leather



@ projectfree2fly

Show us how you **LEATHER TOGETHER**

LEATHER | HARDWARE | HAND TOOLS | MACHINES | FINISHES & DYES | CLASSES | KITS & GUIDES



@ crazycowboycustomleather



@ raphaeltoddx



@ bendthetrendleather



@ claridge_leather



@ projectfree2fly

